

Brought to you by the people at 

# Heart failure patients, **IT'S TIME TO SEE THE BIGGER PICTURE**

**02** What Is ATTR-CM?

**03** Types of ATTR-CM >

**04** Signs & Symptoms >

**05** Talking to Your Doctor >

**06** Suspect ATTR-CM? >

**07** Diagnosing ATTR-CM >

**08** Resources >

**09** For Caregivers >

Carpal  
Tunnel  
Syndrome

Shortness  
of  
Breath

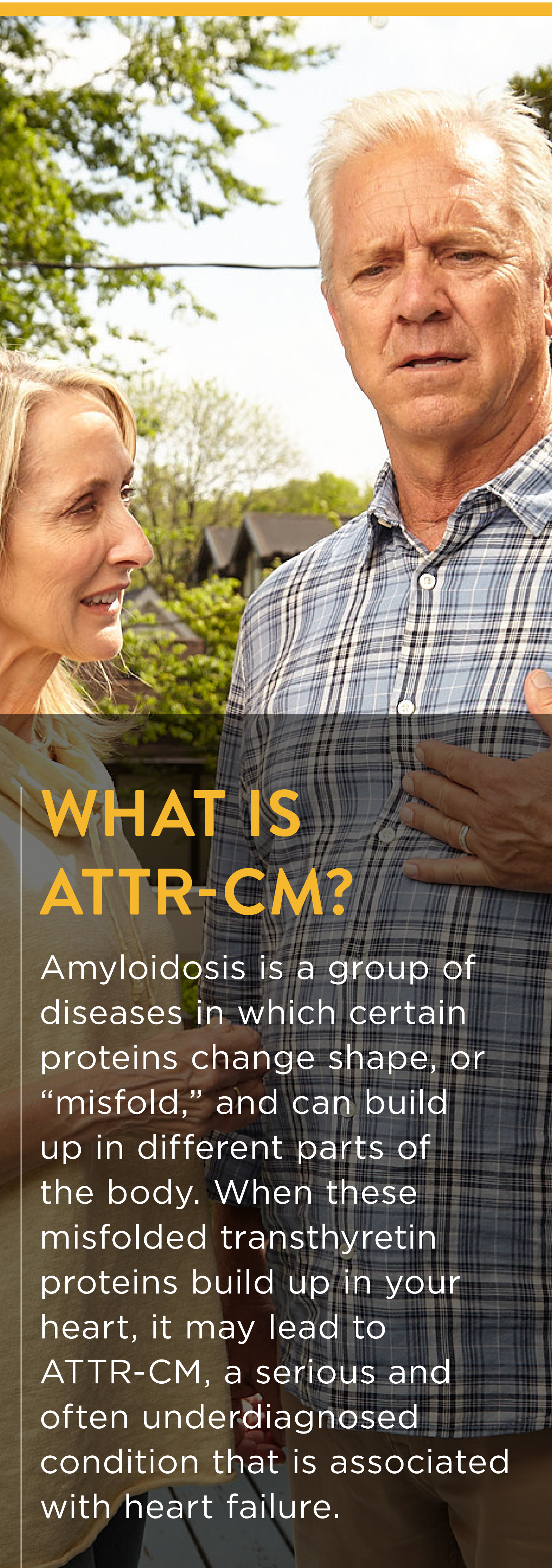
Lower  
Back  
Pain

Irregular  
Heartbeat

**Your symptoms could add up to something more serious than you realize.**

ATTR-CM (transthyretin amyloid cardiomyopathy) is a serious, underrecognized, and underdiagnosed type of amyloidosis that affects the heart and is associated with heart failure.



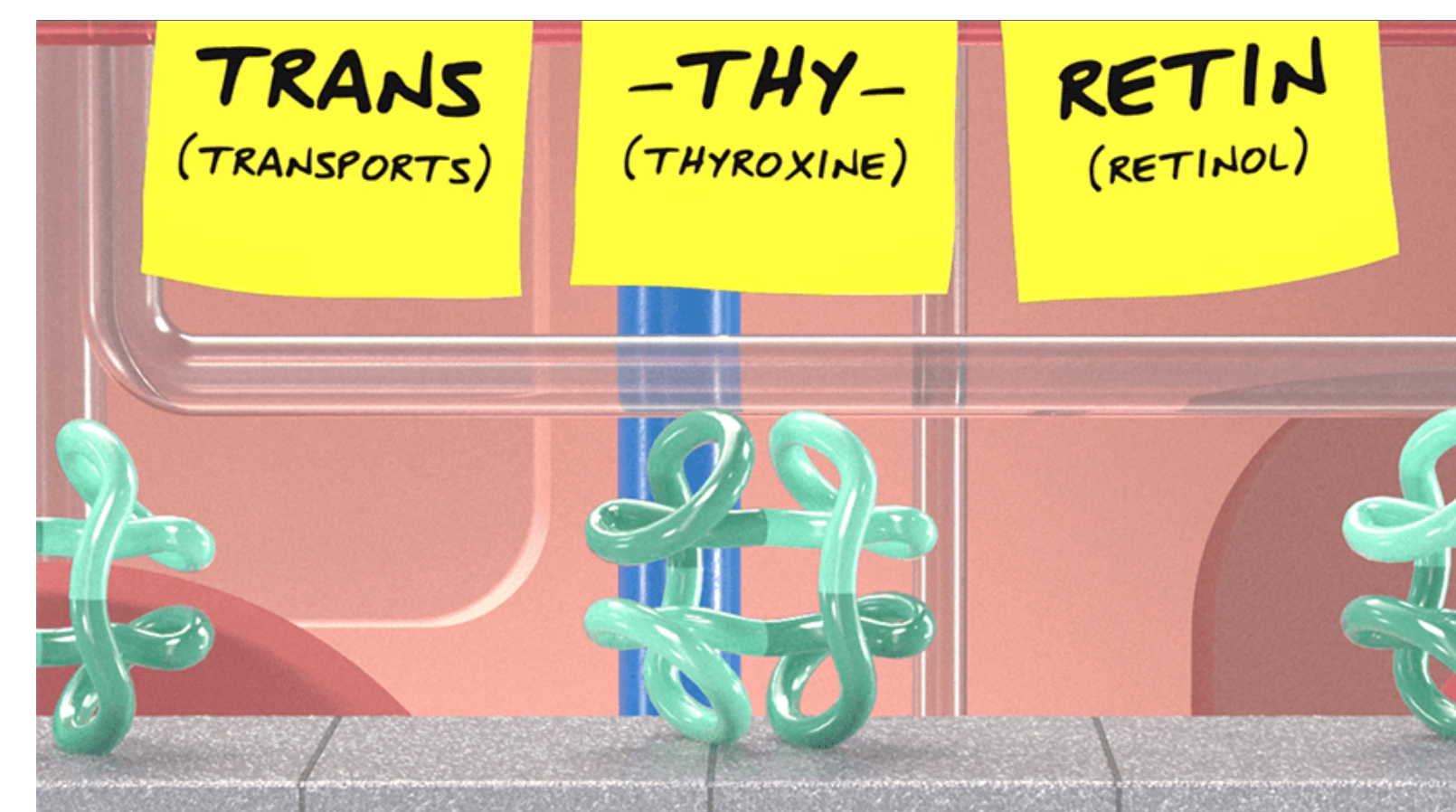


## WHAT IS ATTR-CM?


Amyloidosis is a group of diseases in which certain proteins change shape, or “misfold,” and can build up in different parts of the body. When these misfolded transthyretin proteins build up in your heart, it may lead to ATTR-CM, a serious and often underdiagnosed condition that is associated with heart failure.

## Here’s what happens inside the body with ATTR-CM

Imagine your body as a factory, composed of many systems working together to maintain your health. The liver is just one part of that system, but it carries out many important jobs that can affect your entire body, including the heart.



The liver produces **transthyretin**, a transport protein that carries the hormone thyroxine and vitamin A (retinol) throughout the bloodstream, including the heart.



When someone has ATTR-CM, either due to aging (wild-type) or an inherited genetic variant (hereditary), the protein **becomes unstable and misfolds.**



Over time, the misfolded proteins **join together and build up in the body**, including in the heart (causing the heart muscle to thicken and stiffen, eventually leading to heart failure).

[WATCH VIDEO](#)





## Types of ATTR-CM



### TYPES OF ATTR-CM

There are 2 types of ATTR-CM



**WILD-TYPE ATTR-CM**  
(wtATTR)

- **Associated with aging**
- Most often affects white men over the age of 60
- May be the most common form of ATTR-CM




**HEREDITARY ATTR-CM**  
(hATTR)

- **Caused by a change (or “mutation”) in one of your genes**
- Passed down from a relative
- Affects both men and women, with symptoms beginning as early as 50 to 60 years old
- There are more than 120 known mutations that cause hATTR; the most common mutation in the United States is **V122i**

[HEART TALKS: PATIENT STORIES](#) >



# Types of ATTR-CM




# 4%

## V122i ALMOST EXCLUSIVELY AFFECTS AFRICAN AMERICANS

In the United States, the V122i mutation is found almost exclusively in individuals of African ancestry. Approximately 3% to 4% of African Americans in the US are thought to be carriers of the mutation. However, not all individuals with the V122i mutation develop symptoms of hereditary ATTR-CM.

## UNDERSTAND THE SIGNS AND SYMPTOMS OF ATTR-CM

Did you know that some seemingly unrelated signs and symptoms could be caused by ATTR-CM? Your body may be sending you a message.





**HEART FAILURE**

Carpal Tunnel Syndrome

Irregular Heartbeat

Shortness of Breath

Lower Back Pain

**UNDERSTAND THE SIGNS AND SYMPTOMS OF ATTR-CM**

Did you know that having heart failure and experiencing unresolved symptoms could be caused by ATTR-CM? Your body may be sending you a message.

**FATIGUE**

excessive tiredness

**TENDON RUPTURE**

eg, biceps, Achilles tendon

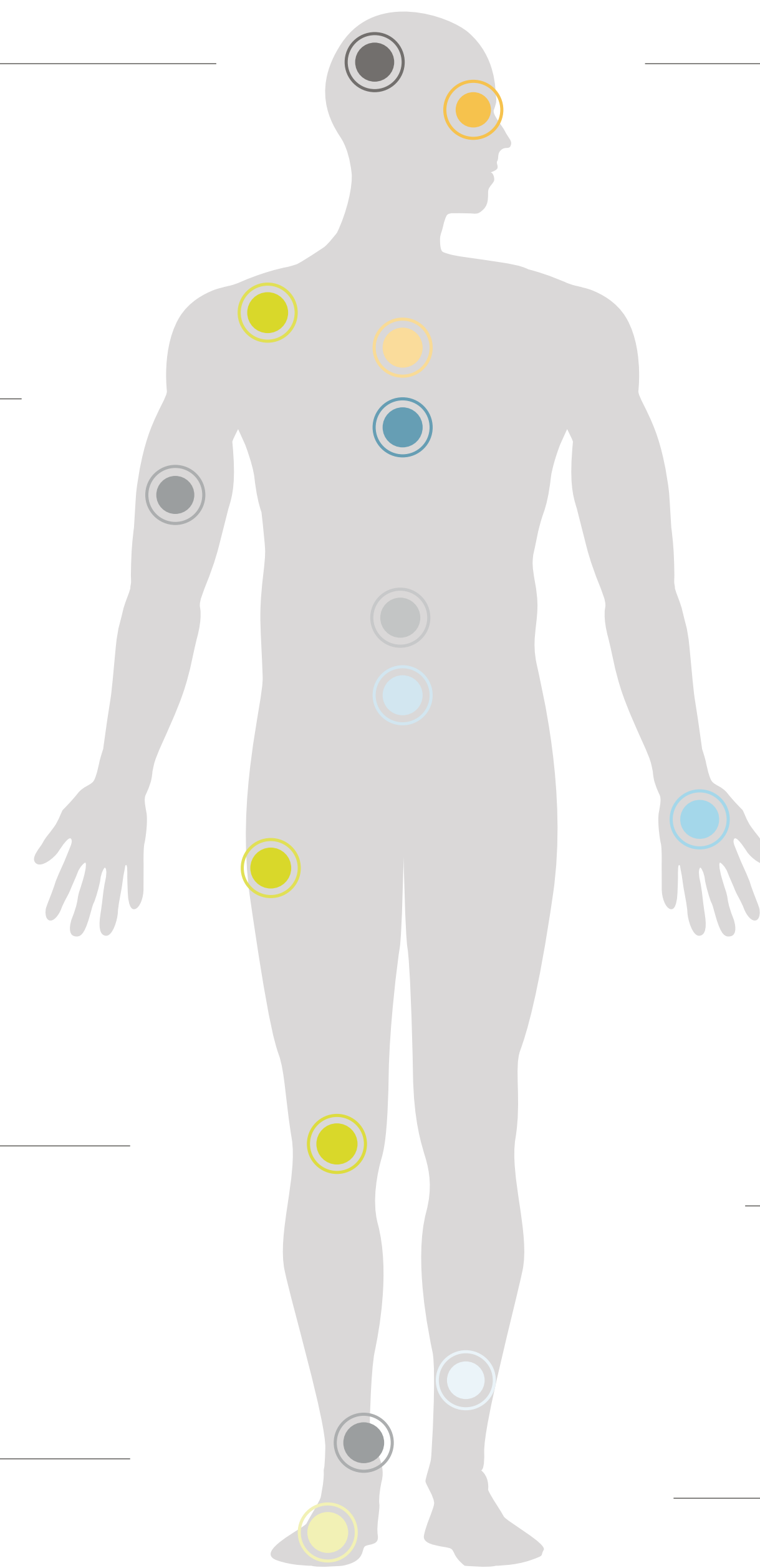
**STOMACH ISSUES**

eg, diarrhea, constipation, nausea, or feeling full quickly

**SHOULDER, HIP, AND/OR KNEE PAIN**

**DECREASED SENSATION, STRANGE TINGLING, OR PAIN IN TOES OR FEET**

peripheral neuropathy



**EYE DISORDERS**

eg, glaucoma

**SHORTNESS OF BREATH**

**IRREGULAR HEARTBEAT**

cardiac arrhythmia

**CARPAL TUNNEL SYNDROME**

numbness, tingling, or pain in fingers

**LOWER BACK PAIN**

lumbar spinal stenosis

**SWELLING IN LOWER LEGS**

peripheral edema

These examples are for illustrative purposes only. Signs and symptoms may vary from patient to patient.

**FATIGUE**  
excessive tiredness

**ATTR-CM** can affect many organs in the body and can contribute to excessive tiredness or fatigue.



**HEART FAILURE**

Carpal Tunnel Syndrome

Irregular Heartbeat

Shortness of Breath

Lower Back Pain

**UNDERSTAND THE SIGNS AND SYMPTOMS OF ATTR-CM**

Did you know that having heart failure and experiencing unresolved symptoms could be caused by ATTR-CM? Your body may be sending you a message.

**FATIGUE**

excessive tiredness

**TENDON RUPTURE**

eg, biceps, Achilles tendon

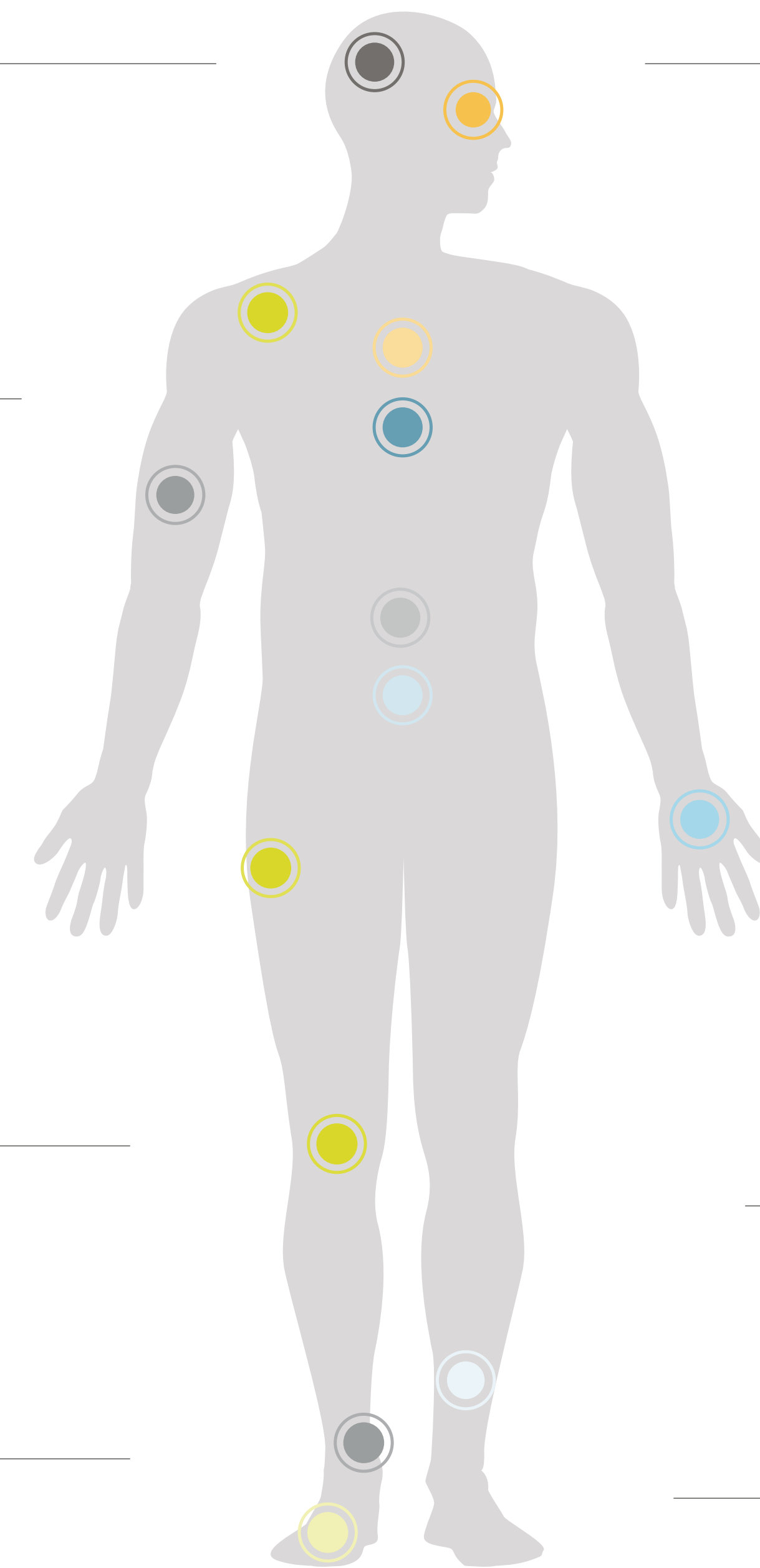
**STOMACH ISSUES**

eg, diarrhea, constipation, nausea, or feeling full quickly

**SHOULDER, HIP, AND/OR KNEE PAIN**

**DECREASED SENSATION, STRANGE TINGLING, OR PAIN IN TOES OR FEET**

peripheral neuropathy



**EYE DISORDERS**

eg, glaucoma

**SHORTNESS OF BREATH**

**IRREGULAR HEARTBEAT**

cardiac arrhythmia

**CARPAL TUNNEL SYNDROME**

numbness, tingling, or pain in fingers

**LOWER BACK PAIN**

lumbar spinal stenosis

**SWELLING IN LOWER LEGS**

peripheral edema

These examples are for illustrative purposes only. Signs and symptoms may vary from patient to patient.

**EYE DISORDERS**  
eg, glaucoma

Amyloid can deposit into ocular tissues, possibly affecting the cornea, retina, or pupil. It can also lead to disorders, such as glaucoma.



**HEART FAILURE**

Carpal Tunnel Syndrome

Irregular Heartbeat

Shortness of Breath

Lower Back Pain

**UNDERSTAND THE SIGNS AND SYMPTOMS OF ATTR-CM**

Did you know that having heart failure and experiencing unresolved symptoms could be caused by ATTR-CM? Your body may be sending you a message.

**FATIGUE**

excessive tiredness

**TENDON RUPTURE**

eg, biceps, Achilles tendon

**STOMACH ISSUES**

eg, diarrhea, constipation, nausea, or feeling full quickly

**SHOULDER, HIP, AND/OR KNEE PAIN**

**DECREASED SENSATION, STRANGE TINGLING, OR PAIN IN TOES OR FEET**

peripheral neuropathy

**EYE DISORDERS**

eg, glaucoma

**SHORTNESS OF BREATH**

**IRREGULAR HEARTBEAT**

cardiac arrhythmia

**CARPAL TUNNEL SYNDROME**

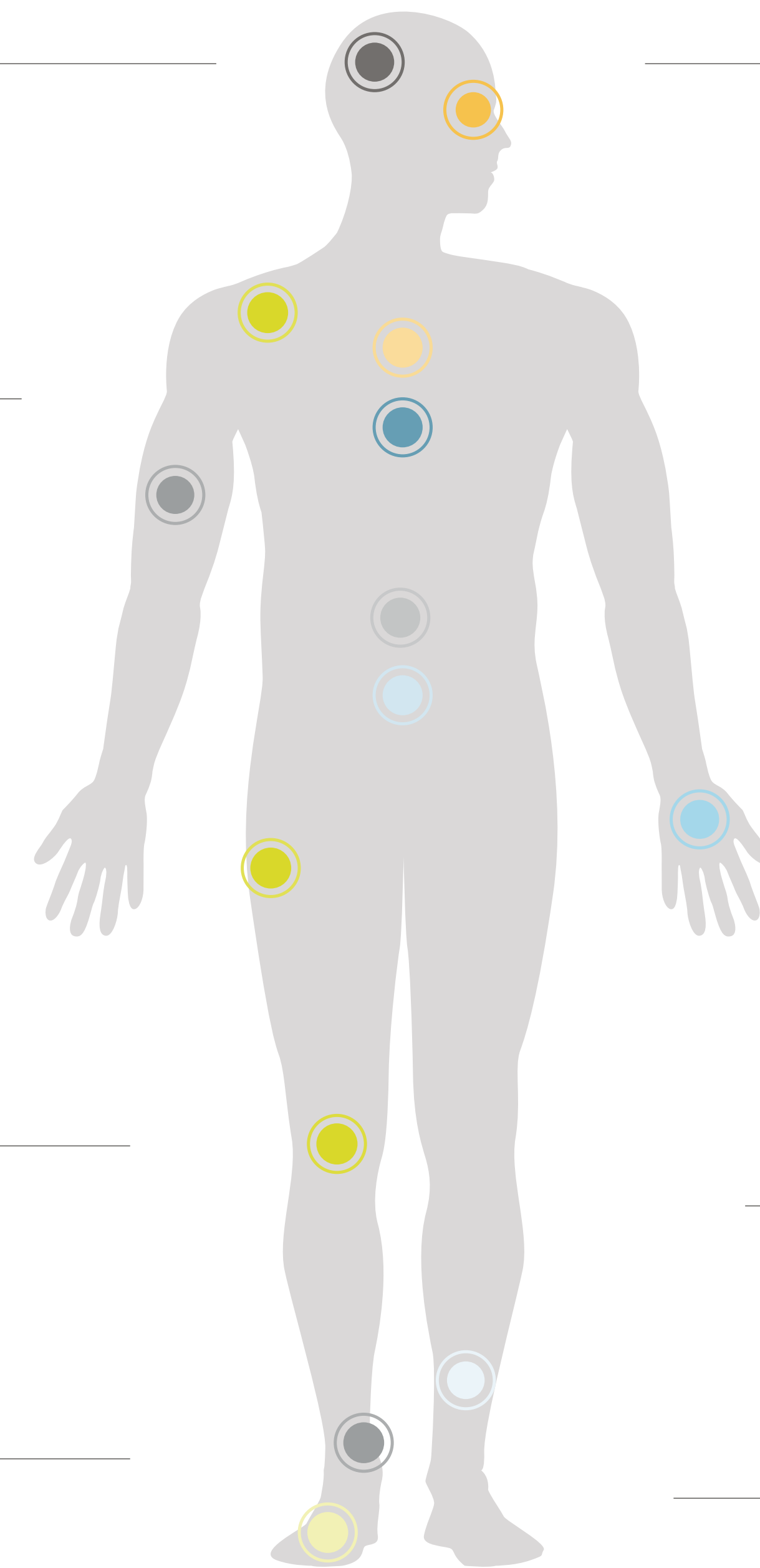
numbness, tingling, or pain in fingers

**LOWER BACK PAIN**

lumbar spinal stenosis

**SWELLING IN LOWER LEGS**

peripheral edema



These examples are for illustrative purposes only. Signs and symptoms may vary from patient to patient.

**TENDON RUPTURE**  
eg, biceps

Buildups of the TTR protein can cause the rupture of tendons even if an injury does not occur. A sudden rupture of the biceps tendon is rare, but it is a common sign of wild-type **ATTR-CM**.



**HEART FAILURE**

Carpal Tunnel Syndrome

Irregular Heartbeat

Shortness of Breath

Lower Back Pain

**UNDERSTAND THE SIGNS AND SYMPTOMS OF ATTR-CM**

Did you know that having heart failure and experiencing unresolved symptoms could be caused by ATTR-CM? Your body may be sending you a message.

**FATIGUE**

excessive tiredness

**TENDON RUPTURE**

eg, biceps, Achilles tendon

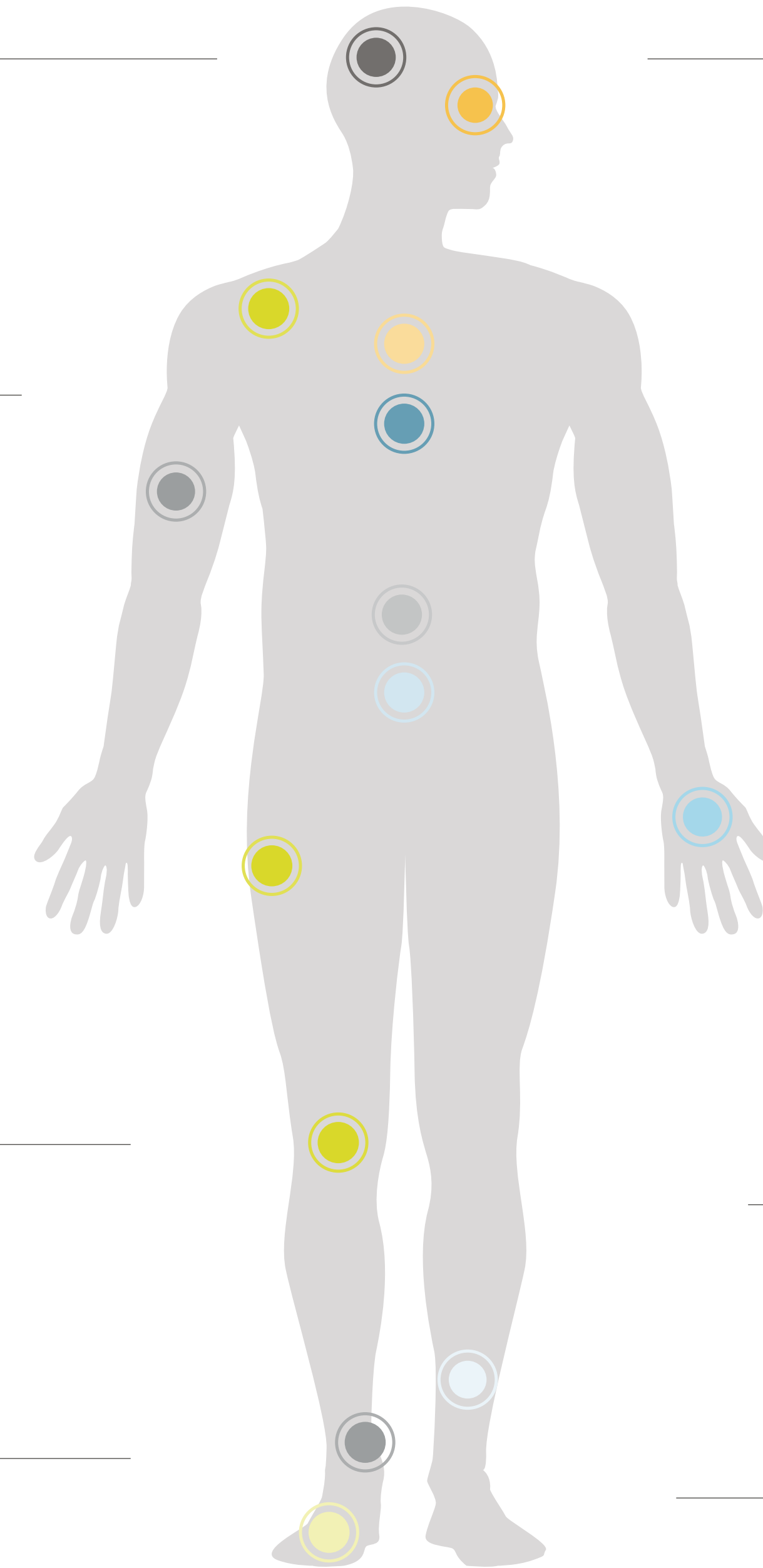
**STOMACH ISSUES**

eg, diarrhea, constipation, nausea, or feeling full quickly

**SHOULDER, HIP, AND/OR KNEE PAIN**

**DECREASED SENSATION, STRANGE TINGLING, OR PAIN IN TOES OR FEET**

peripheral neuropathy



**EYE DISORDERS**

eg, glaucoma

**SHORTNESS OF BREATH**

**IRREGULAR HEARTBEAT**

cardiac arrhythmia

**CARPAL TUNNEL SYNDROME**

numbness, tingling, or pain in fingers

**LOWER BACK PAIN**

lumbar spinal stenosis

**SWELLING IN LOWER LEGS**

peripheral edema

These examples are for illustrative purposes only. Signs and symptoms may vary from patient to patient.

**SHORTNESS OF BREATH**

Shortness of breath is one of the most common symptoms of **ATTR-CM**. Patients may feel as if they can't catch their breath during normal activities or have difficulty breathing when lying down.



**HEART FAILURE**

Carpal Tunnel Syndrome

Irregular Heartbeat

Shortness of Breath

Lower Back Pain

**UNDERSTAND THE SIGNS AND SYMPTOMS OF ATTR-CM**

Did you know that having heart failure and experiencing unresolved symptoms could be caused by ATTR-CM? Your body may be sending you a message.

**FATIGUE**

excessive tiredness

**TENDON RUPTURE**

eg, biceps, Achilles tendon

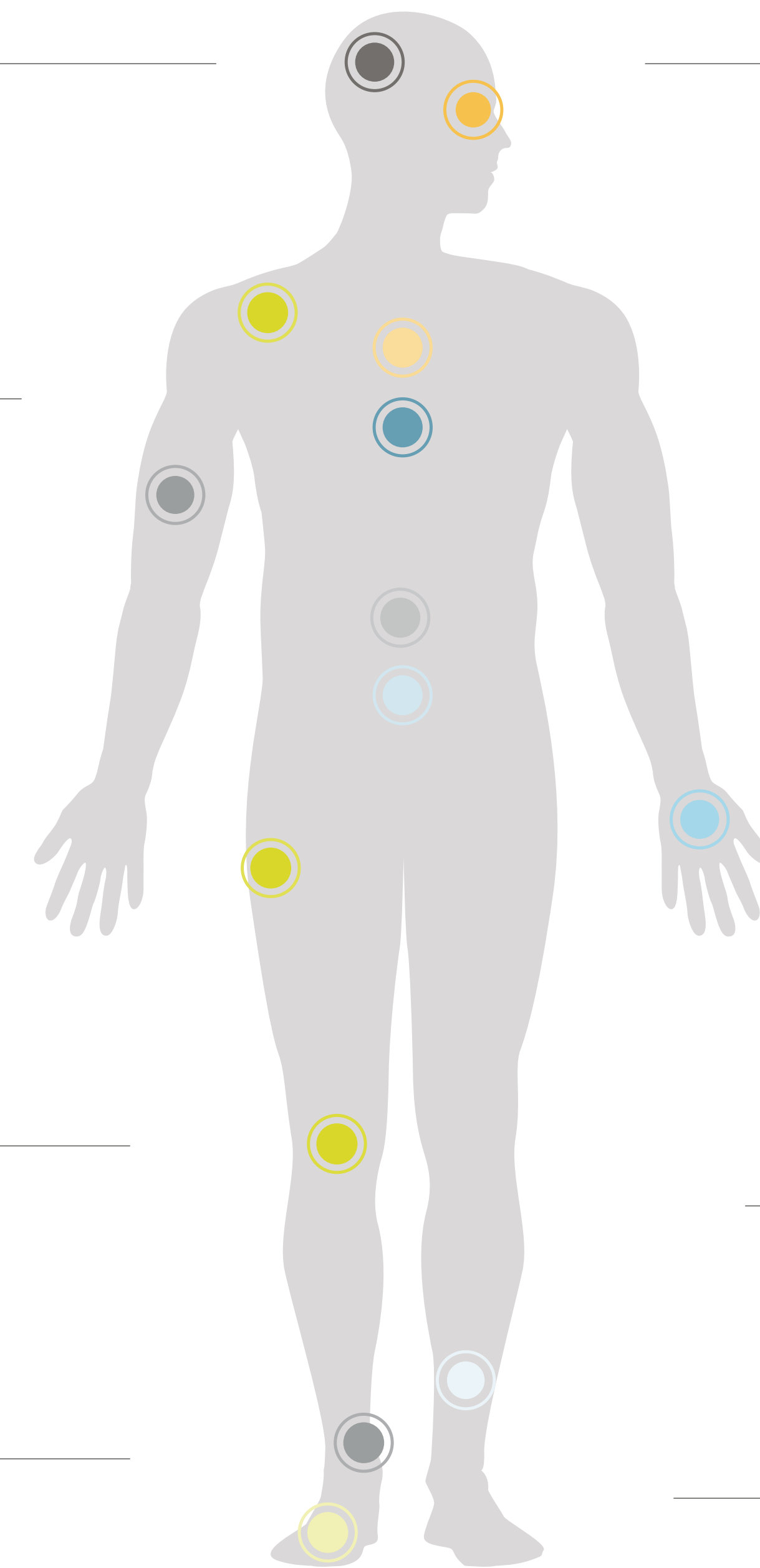
**STOMACH ISSUES**

eg, diarrhea, constipation, nausea, or feeling full quickly

**SHOULDER, HIP, AND/OR KNEE PAIN**

**DECREASED SENSATION, STRANGE TINGLING, OR PAIN IN TOES OR FEET**

peripheral neuropathy



**EYE DISORDERS**

eg, glaucoma

**SHORTNESS OF BREATH**

**IRREGULAR HEARTBEAT**

cardiac arrhythmia

**CARPAL TUNNEL SYNDROME**

numbness, tingling, or pain in fingers

**LOWER BACK PAIN**

lumbar spinal stenosis

**SWELLING IN LOWER LEGS**

peripheral edema

These examples are for illustrative purposes only. Signs and symptoms may vary from patient to patient.

**IRREGULAR HEARTBEAT**  
cardiac arrhythmia

An abnormal heartbeat, also known as cardiac arrhythmia, is a common symptom of ATTR-CM, especially for those with **wild-type ATTR-CM**.



**HEART FAILURE**

Carpal Tunnel Syndrome

Irregular Heartbeat

Shortness of Breath

Lower Back Pain

**UNDERSTAND THE SIGNS AND SYMPTOMS OF ATTR-CM**

Did you know that having heart failure and experiencing unresolved symptoms could be caused by ATTR-CM? Your body may be sending you a message.

**FATIGUE**

excessive tiredness

**TENDON RUPTURE**

eg, biceps, Achilles tendon

**STOMACH ISSUES**

eg, diarrhea, constipation, nausea, or feeling full quickly

**SHOULDER, HIP, AND/OR KNEE PAIN**

**DECREASED SENSATION, STRANGE TINGLING, OR PAIN IN TOES OR FEET**

peripheral neuropathy

**EYE DISORDERS**

eg, glaucoma

**SHORTNESS OF BREATH**

**IRREGULAR HEARTBEAT**

cardiac arrhythmia

**CARPAL TUNNEL SYNDROME**

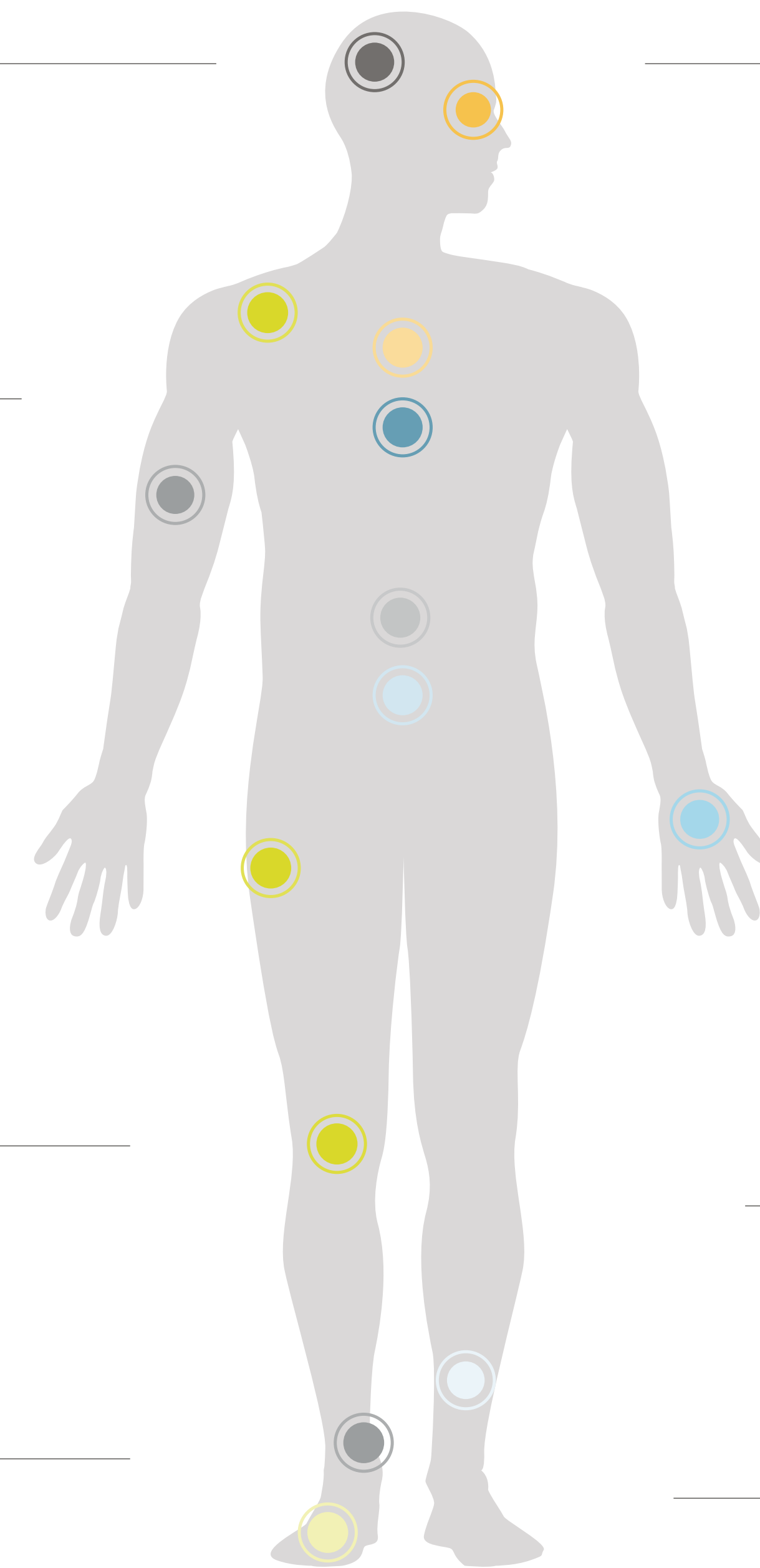
numbness, tingling, or pain in fingers

**LOWER BACK PAIN**

lumbar spinal stenosis

**SWELLING IN LOWER LEGS**

peripheral edema



These examples are for illustrative purposes only. Signs and symptoms may vary from patient to patient.

**STOMACH ISSUES**  
eg, diarrhea, constipation, nausea, or feeling full quickly

Stomach issues are often a symptom of ATTR-CM and are mostly associated with **hereditary ATTR-CM**. These problems can include diarrhea, constipation, nausea, feeling full quickly, or vomiting.



**UNDERSTAND THE SIGNS AND SYMPTOMS OF ATTR-CM**

Did you know that having heart failure and experiencing unresolved symptoms could be caused by ATTR-CM? Your body may be sending you a message.

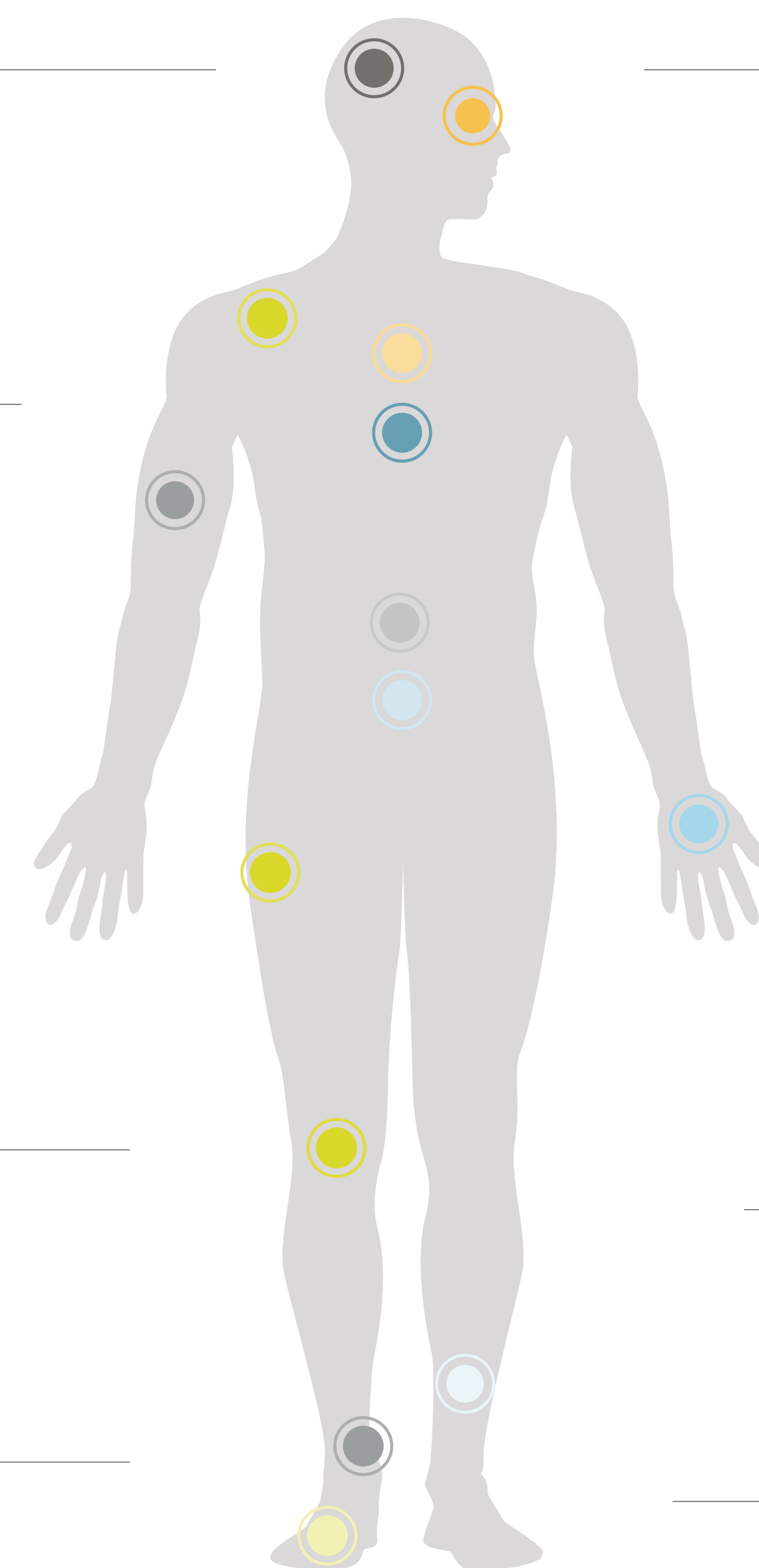
**FATIGUE**  
excessive tiredness

**TENDON RUPTURE**  
eg, biceps, Achilles tendon

**STOMACH ISSUES**  
eg, diarrhea, constipation, nausea, or feeling full quickly

**SHOULDER, HIP, AND/OR KNEE PAIN**

**DECREASED SENSATION, STRANGE TINGLING, OR PAIN IN TOES OR FEET**  
peripheral neuropathy



**EYE DISORDERS**  
eg, glaucoma

**SHORTNESS OF BREATH**

**IRREGULAR HEARTBEAT**  
cardiac arrhythmia

**CARPAL TUNNEL SYNDROME**  
numbness, tingling, or pain in fingers

**LOWER BACK PAIN**  
lumbar spinal stenosis

**SWELLING IN LOWER LEGS**  
peripheral edema

These examples are for illustrative purposes only. Signs and symptoms may vary from patient to patient.

**BILATERAL CARPAL TUNNEL SYNDROME**  
numbness, tingling, or pain in fingers

Patients may be diagnosed with bilateral carpal tunnel syndrome, which causes numbness, tingling, or pain in your fingers. Although it may seem unrelated to heart failure, this is one of the most common symptoms and earliest indicators of ATTR-CM, especially wild-type ATTR-CM.



**UNDERSTAND THE SIGNS AND SYMPTOMS OF ATTR-CM**

Did you know that having heart failure and experiencing unresolved symptoms could be caused by ATTR-CM? Your body may be sending you a message.

**FATIGUE**

excessive tiredness

**TENDON RUPTURE**

eg, biceps, Achilles tendon

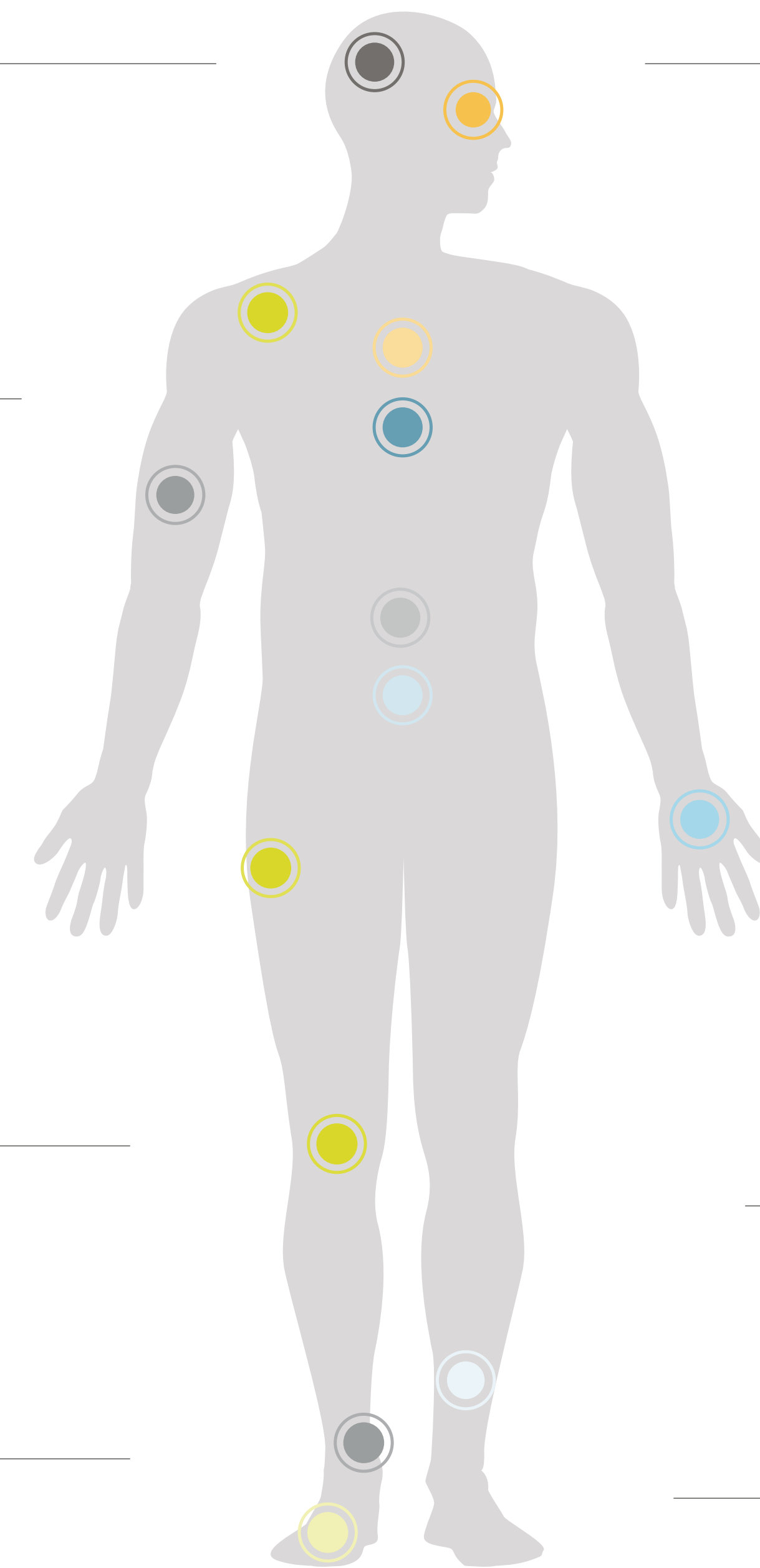
**STOMACH ISSUES**

eg, diarrhea, constipation, nausea, or feeling full quickly

**SHOULDER, HIP, AND/OR KNEE PAIN**

**DECREASED SENSATION, STRANGE TINGLING, OR PAIN IN TOES OR FEET**

peripheral neuropathy



**EYE DISORDERS**

eg, glaucoma

**SHORTNESS OF BREATH**

**IRREGULAR HEARTBEAT**

cardiac arrhythmia

**CARPAL TUNNEL SYNDROME**

numbness, tingling, or pain in fingers

**LOWER BACK PAIN**

lumbar spinal stenosis

**SWELLING IN LOWER LEGS**

peripheral edema

These examples are for illustrative purposes only. Signs and symptoms may vary from patient to patient.

**SHOULDER, HIP, AND/OR KNEE PAIN**

**TTR** protein can build up in ligaments, tendons, cartilage, and soft tissue. This can cause joints to become stiff due to the hardening of the soft tissue around the joints, causing pain in the shoulders, hips, or knees. This may require surgery, such as a hip or knee replacement.



**UNDERSTAND THE SIGNS AND SYMPTOMS OF ATTR-CM**

Did you know that having heart failure and experiencing unresolved symptoms could be caused by ATTR-CM? Your body may be sending you a message.

**FATIGUE**

excessive tiredness

**TENDON RUPTURE**

eg, biceps, Achilles tendon

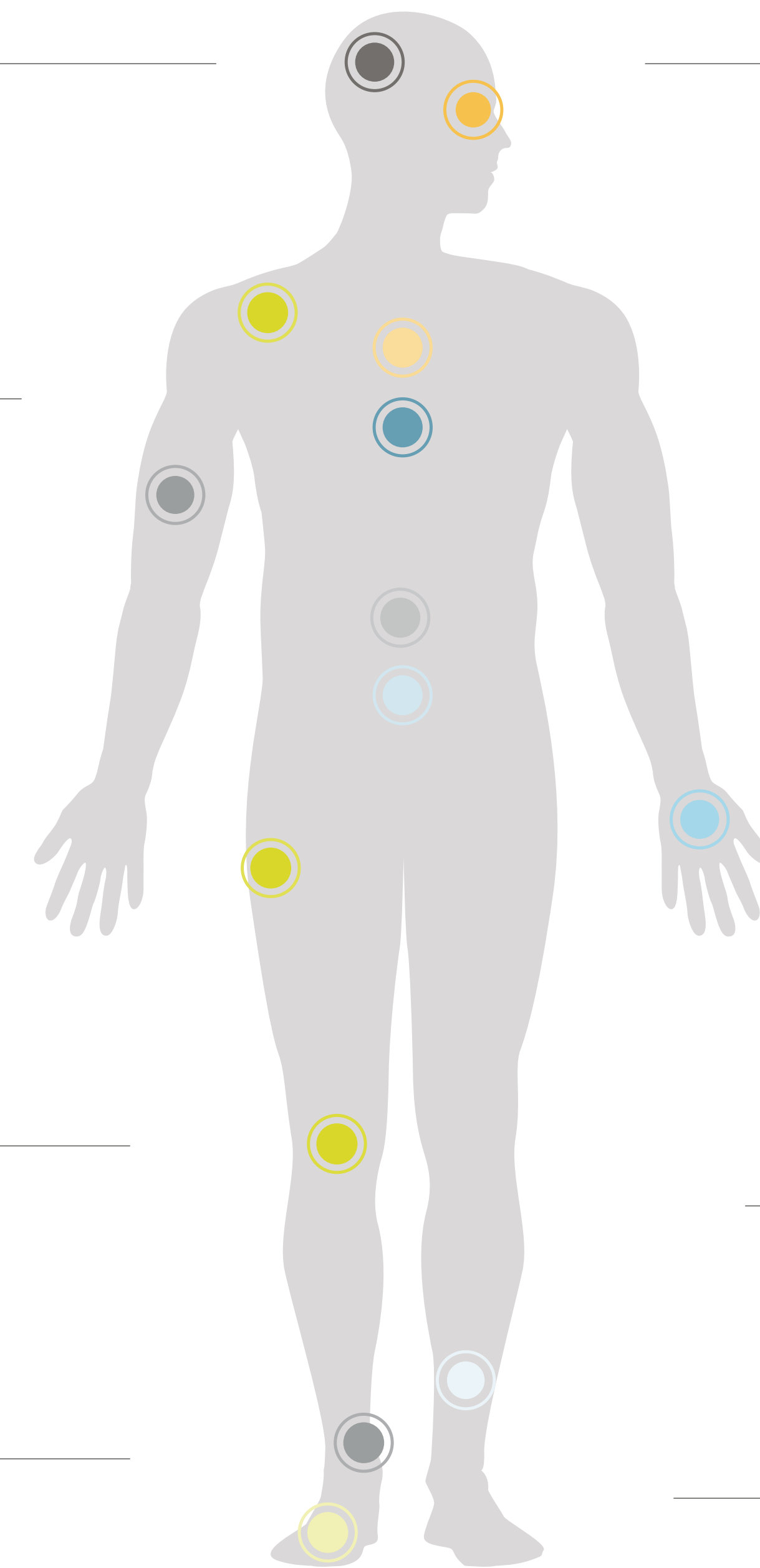
**STOMACH ISSUES**

eg, diarrhea, constipation, nausea, or feeling full quickly

**SHOULDER, HIP, AND/OR KNEE PAIN**

**DECREASED SENSATION, STRANGE TINGLING, OR PAIN IN TOES OR FEET**

peripheral neuropathy



**EYE DISORDERS**

eg, glaucoma

**SHORTNESS OF BREATH**

**IRREGULAR HEARTBEAT**

cardiac arrhythmia

**CARPAL TUNNEL SYNDROME**

numbness, tingling, or pain in fingers

**LOWER BACK PAIN**

lumbar spinal stenosis

**SWELLING IN LOWER LEGS**

peripheral edema

These examples are for illustrative purposes only. Signs and symptoms may vary from patient to patient.

**PAIN OR NUMBNESS IN LOWER BACK/LEGS DUE TO NARROWING OF THE LOWER SPINE**  
lumbar spinal stenosis

Lower-back and leg issues may mean that you have lumbar spinal stenosis, which may be a noncardiac sign of **wild-type ATTR-CM (wtATTR)**.



**UNDERSTAND THE SIGNS AND SYMPTOMS OF ATTR-CM**

Did you know that having heart failure and experiencing unresolved symptoms could be caused by ATTR-CM? Your body may be sending you a message.

**FATIGUE**

excessive tiredness

**TENDON RUPTURE**

eg, biceps, Achilles tendon

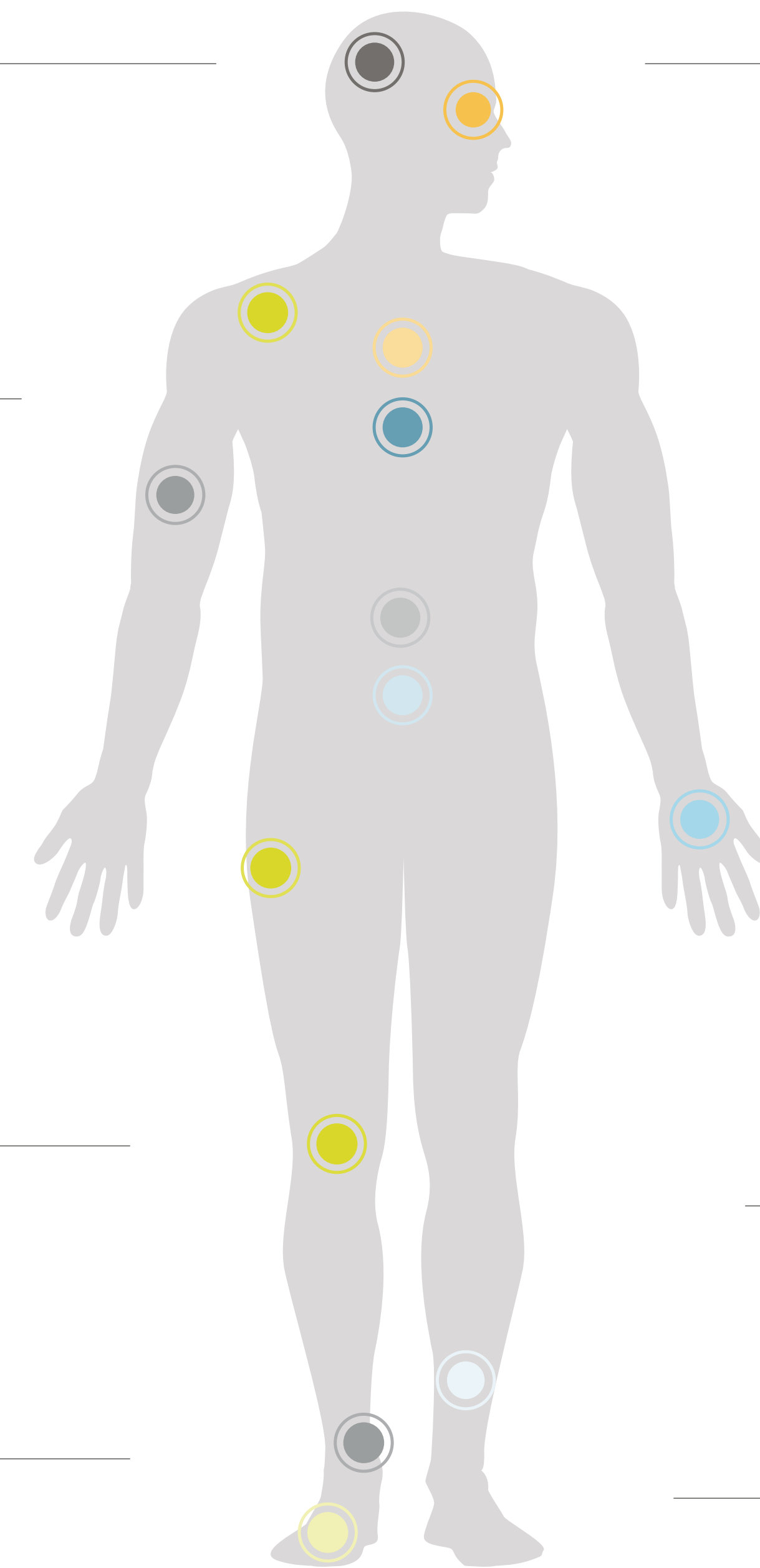
**STOMACH ISSUES**

eg, diarrhea, constipation, nausea, or feeling full quickly

**SHOULDER, HIP, AND/OR KNEE PAIN**

**DECREASED SENSATION, STRANGE TINGLING, OR PAIN IN TOES OR FEET**

peripheral neuropathy



**EYE DISORDERS**

eg, glaucoma

**SHORTNESS OF BREATH**

**IRREGULAR HEARTBEAT**

cardiac arrhythmia

**CARPAL TUNNEL SYNDROME**

numbness, tingling, or pain in fingers

**LOWER BACK PAIN**

lumbar spinal stenosis

**SWELLING IN LOWER LEGS**

peripheral edema

These examples are for illustrative purposes only. Signs and symptoms may vary from patient to patient.

**DECREASED SENSATION, STRANGE TINGLING, OR PAIN IN TOES OR FEET**  
peripheral neuropathy

Patients with **wild-type or hereditary ATTR-CM** may experience sensory loss, muscle weakness, and pain in their toes or feet, as well as overall balance issues.



**HEART FAILURE**

Carpal Tunnel Syndrome

Irregular Heartbeat

Shortness of Breath

Lower Back Pain

**UNDERSTAND THE SIGNS AND SYMPTOMS OF ATTR-CM**

Did you know that having heart failure and experiencing unresolved symptoms could be caused by ATTR-CM? Your body may be sending you a message.

**FATIGUE**

excessive tiredness

**TENDON RUPTURE**

eg, biceps, Achilles tendon

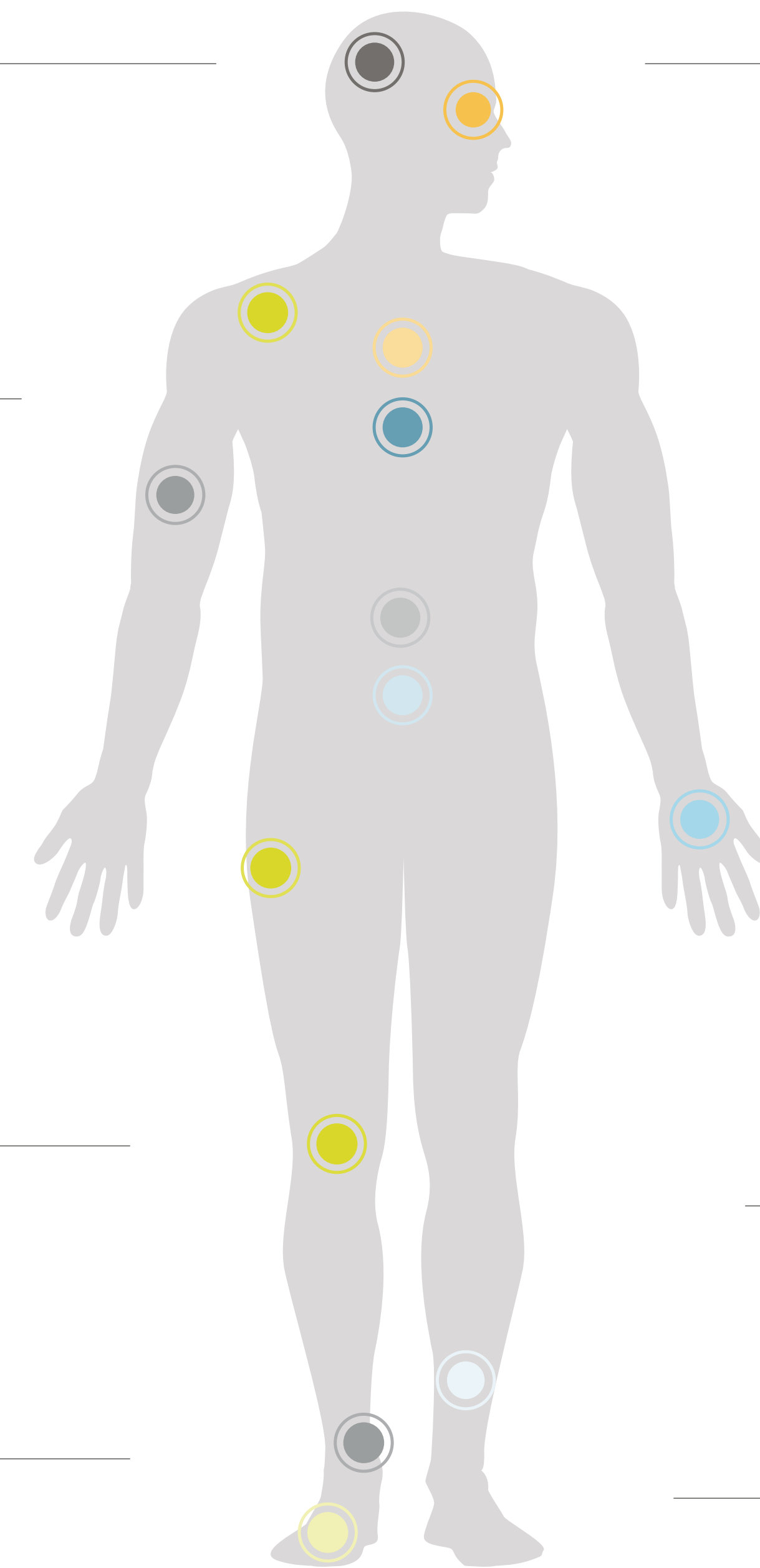
**STOMACH ISSUES**

eg, diarrhea, constipation, nausea, or feeling full quickly

**SHOULDER, HIP, AND/OR KNEE PAIN**

**DECREASED SENSATION, STRANGE TINGLING, OR PAIN IN TOES OR FEET**

peripheral neuropathy



**EYE DISORDERS**

eg, glaucoma

**SHORTNESS OF BREATH**

**IRREGULAR HEARTBEAT**

cardiac arrhythmia

**CARPAL TUNNEL SYNDROME**

numbness, tingling, or pain in fingers

**LOWER BACK PAIN**

lumbar spinal stenosis

**SWELLING IN LOWER LEGS**

peripheral edema

These examples are for illustrative purposes only. Signs and symptoms may vary from patient to patient.

**SWELLING IN LOWER LEGS**  
peripheral edema

Many patients notice swelling in their lower legs and feet, also called peripheral edema. This can cause the legs and feet to look swollen and puffy. Swelling in the lower legs can be a common symptom of **ATTR-CM**.






## TALKING TO YOUR DOCTOR

Advocating for yourself or a loved one can help you get the answers you need to see the full picture.

# The road to an ATTR-CM diagnosis can be complex and frustrating

But the more information you have, the better you'll be able to advocate for yourself on that journey.



Underdiagnosis and delayed diagnosis happen because the symptoms of ATTR-CM **mimic those of other more common causes of heart failure**



Some ATTR-CM patients report visiting **up to 5 different doctors** before receiving the correct diagnosis\*

\*2017 survey conducted by the Amyloidosis Research Consortium and prior to an available treatment option.



**Hear from patients about their journey to diagnosis**

**HEART TALKS: WATCH HERE >**





## SUSPECT ATTR-CM?

If your doctor suspects ATTR-CM based on clinical clues, they may conduct certain diagnostic tests for further evaluation.

## Initial tests

Your doctor may first order tests to assess how your heart is working and look for signs of ATTR-CM. While none of these tests are typically used to confirm an ATTR-CM diagnosis, they can help your doctor learn more about your heart and determine the need for additional diagnostic testing.



### ELECTROCARDIOGRAM (ECG)

- Reads electrical signals from your heart
- Can reveal conditions like irregular heartbeat that could be related to ATTR-CM



**Your doctor must also rule out another form of cardiac amyloidosis, known as light-chain amyloidosis (AL), using blood and urine tests. This is an important step, as AL amyloidosis and ATTR-CM are managed in different ways.**





## SUSPECT ATTR-CM?

If your doctor suspects ATTR-CM based on clinical clues, they may conduct certain diagnostic tests for further evaluation.

## Initial tests

Your doctor may first order tests to assess how your heart is working and look for signs of ATTR-CM. While none of these tests are typically used to confirm an ATTR-CM diagnosis, they can help your doctor learn more about your heart and determine the need for additional diagnostic testing.



### ECHOCARDIOGRAM (ECHO)

- Uses sound waves to create images of your heart
- Findings help determine the speed and direction of blood flow in the heart
- Findings associated with ATTR-CM include heart failure with preserved ejection fraction (HFpEF), which relates to the amount of blood that passes through the heart with each beat



**Your doctor must also rule out another form of cardiac amyloidosis, known as light-chain amyloidosis (AL), using blood and urine tests. This is an important step, as AL amyloidosis and ATTR-CM are managed in different ways.**





## SUSPECT ATTR-CM?

If your doctor suspects ATTR-CM based on clinical clues, they may conduct certain diagnostic tests for further evaluation.

## Initial tests

Your doctor may first order tests to assess how your heart is working and look for signs of ATTR-CM. While none of these tests are typically used to confirm an ATTR-CM diagnosis, they can help your doctor learn more about your heart and determine the need for additional diagnostic testing.



### CARDIAC MAGNETIC RESONANCE IMAGING (CARDIAC MRI)

- Uses radio waves, magnets, and a computer to create images of your heart to look for abnormalities



Your doctor must also rule out another form of cardiac amyloidosis, known as light-chain amyloidosis (AL), using blood and urine tests. This is an important step, as AL amyloidosis and ATTR-CM are managed in different ways.






## DIAGNOSING ATTR-CM

Once AL amyloidosis is ruled out, your doctor may order additional tests to help diagnose ATTR-CM.

## Diagnostic tests

There are several tests that can help confirm a diagnosis of ATTR-CM or help determine whether you or a loved one are at risk.



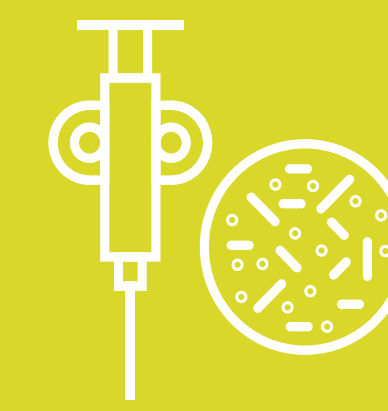
### NUCLEAR SCINTIGRAPHY a noninvasive imaging test

- A substance called a tracer is injected into your body
- After 1-3 hours, a special camera takes images of your body
- These images can help your doctor understand if transthyretin (TTR) amyloid fibrils are present in your heart
- Also referred to as a PYP (pyrophosphate) scan
  - PYP is not FDA approved for the diagnosis of ATTR-CM. Please consult individual labeling for risks



## Diagnostic tests

There are several tests that can help confirm a diagnosis of ATTR-CM or help determine whether you or a loved one are at risk.



### CARDIAC BIOPSY

samples taken from your heart muscle tissue

- Your cardiologist conducts the biopsy while you are awake
- If amyloid fibrils are found in the removed tissue sample, it is sent out to a lab
- The lab can help determine if they are TTR amyloid strands or not
- Your doctor may also do biopsies from other parts of your body—but a cardiac biopsy is more accurate to detect ATTR-CM



## DIAGNOSING ATTR-CM

Once AL amyloidosis is ruled out, your doctor may order additional tests to help diagnose ATTR-CM.





## DIAGNOSING ATTR-CM

Once AL amyloidosis is ruled out, your doctor may order additional tests to help diagnose ATTR-CM.

## Diagnostic tests

There are several tests that can help confirm a diagnosis of ATTR-CM or help determine whether you or a loved one are at risk.



### GENETIC TESTING

**if diagnosed with ATTR-CM, genetic testing and counseling are recommended to determine whether you have the wild-type or hereditary form**

- Will help confirm or rule out the hereditary form of ATTR-CM (hATTR)
- Determines whether family members are at risk, as the mutation that causes hATTR can be inherited
- Usually performed using blood or saliva samples





## YOU ARE NOT ALONE

Resources are available to help if you or a loved one have been diagnosed with ATTR-CM.

## Resources



### AMYLOIDOSIS SUPPORT GROUPS

- Provides education through support meetings, live in 30 cities
- Provides education through virtual webinars, as well as support groups on Facebook

These websites are neither owned nor controlled by Pfizer. Pfizer does not endorse and is not responsible for the content or services of these sites. Pfizer is providing these resources for informational purposes only. The company does not sponsor, maintain or confirm the accuracy of these resources, nor does Pfizer endorse any specific healthcare provider.



Don't miss out on important updates!

[TELL ME MORE ABOUT ATTR-CM >](#)





## YOU ARE NOT ALONE

Resources are available to help if you or a loved one have been diagnosed with ATTR-CM.

## Resources



### AMYLOIDOSIS RESEARCH CONSORTIUM

- Provides comprehensive support and information for patients
- Accelerates development of and access to new and innovative treatments
- Drives research that will have the greatest impact on patients

These websites are neither owned nor controlled by Pfizer. Pfizer does not endorse and is not responsible for the content or services of these sites. Pfizer is providing these resources for informational purposes only. The company does not sponsor, maintain or confirm the accuracy of these resources, nor does Pfizer endorse any specific healthcare provider.



Don't miss out on important updates!

[TELL ME MORE ABOUT ATTR-CM](#) >





## YOU ARE NOT ALONE

Resources are available to help if you or a loved one have been diagnosed with ATTR-CM.

## Resources



### AMYLOIDOSIS FOUNDATION

- Supports research for an earlier diagnosis
- Educates medical professionals
- Provides patients with a comprehensive range of services

These websites are neither owned nor controlled by Pfizer. Pfizer does not endorse and is not responsible for the content or services of these sites. Pfizer is providing these resources for informational purposes only. The company does not sponsor, maintain or confirm the accuracy of these resources, nor does Pfizer endorse any specific healthcare provider.



Don't miss out on important updates!

[TELL ME MORE ABOUT ATTR-CM](#) >



## Being your loved one's advocate

As a caregiver, you can play a vital role in every stage of your loved one's journey with ATTR-CM, from helping identify early symptoms to assisting your loved one after a diagnosis is confirmed.



*It's hard watching Faye go through the struggles that she has. It's not gonna change... how I love her."*

**-BRAD, Caregiver**

## How you can help

- Attend doctor's appointments and take notes
- Check in with your loved one about how they're feeling
- Talk to their doctor about any symptoms you've noticed
- Keep track of medical records and appointments
- Manage dietary needs and physical activity

### FOR CAREGIVERS

Resources are available to help if a loved one has been diagnosed with ATTR-CM.