

PRODUCT MONOGRAPH
INCLUDING PATIENT MEDICATION INFORMATION

LIDOCAINE HYDROCHLORIDE INJECTION USP

Lidocaine hydrochloride

Sterile solution, 20 mg / mL, Intravenous

USP

Antiarrhythmic agent

Pfizer Canada ULC
17300 Trans-Canada Highway
Kirkland, Quebec
H9J 2M5

Date of Initial Authorization:
May 18, 2004

Date of Revision:
AUG 23, 2022

Submission Control Number: 254627

RECENT MAJOR LABEL CHANGES

No major label changes related to safety and efficacy have been made within the past 24 months.

TABLE OF CONTENTS

Sections or subsections that are not applicable at the time of authorization are not listed.

RECENT MAJOR LABEL CHANGES	2
TABLE OF CONTENTS	2
PART I: HEALTH PROFESSIONAL INFORMATION	4
1 INDICATIONS	4
1.1 Pediatrics.....	4
1.2 Geriatrics.....	4
2 CONTRAINDICATIONS	4
3 SERIOUS WARNINGS AND PRECAUTIONS BOX	4
4 DOSAGE AND ADMINISTRATION	5
4.1 Dosing Considerations	5
4.2 Recommended Dose and Dosage Adjustment	5
4.4 Administration	5
4.5 Missed Dose	8
5 OVERDOSAGE	9
6 DOSAGE FORMS, STRENGTHS, COMPOSITION AND PACKAGING	10
7 WARNINGS AND PRECAUTIONS	11
7.1 Special Populations	11
7.1.1 Pregnant Women	11
7.1.2 Breast-feeding.....	12
7.1.3 Pediatrics.....	12
7.1.4 Geriatrics.....	12
8 ADVERSE REACTIONS	12
8.1 Adverse Reaction Overview	12
8.2 Clinical Trial Adverse Reactions	12
8.2.1 Clinical Trial Adverse Reactions – Pediatrics.....	12
8.3 Less Common Clinical Trial Adverse Reactions.....	12

8.3.1	Less Common Clinical Trial Adverse Reactions – Pediatrics	12
8.4	Abnormal Laboratory Findings: Hematologic, Clinical Chemistry and Other Quantitative Data.....	12
8.5	Post-Market Adverse Reactions.....	12
9	DRUG INTERACTIONS	13
9.2	Drug Interactions Overview	13
9.3	Drug-Behavioural Interactions.....	13
9.4	Drug-Drug Interactions	13
9.5	Drug-Food Interactions.....	15
9.6	Drug-Herb Interactions	15
9.7	Drug-Laboratory Test Interactions.....	15
10	CLINICAL PHARMACOLOGY.....	15
10.1	Mechanism of Action	15
10.2	Pharmacodynamics.....	15
10.3	Pharmacokinetics.....	15
11	STORAGE, STABILITY AND DISPOSAL.....	16
12	SPECIAL HANDLING INSTRUCTIONS.....	16
PART II: SCIENTIFIC INFORMATION		17
13	PHARMACEUTICAL INFORMATION	17
14	CLINICAL TRIALS	17
14.1	Trial Design and Study Demographics	17
14.2	Study Results.....	17
14.3	Comparative Bioavailability Studies	17
14.4	Immunogenicity	17
15	MICROBIOLOGY	18
16	NON-CLINICAL TOXICOLOGY	18
PATIENT MEDICATION INFORMATION		19

PART I: HEALTH PROFESSIONAL INFORMATION

1 INDICATIONS

Lidocaine Hydrochloride Injection USP (lidocaine hydrochloride) is indicated for:

- The treatment of ventricular tachycardia and premature ventricular beats of life-threatening nature, which may occur during acute myocardial infarction, digitalis toxicity or other cardiac diseases.

1.1 Pediatrics

Pediatrics (< 18 years of age): No data are available to Health Canada; therefore, Health Canada has not authorized an indication for pediatric use. See [7 WARNINGS AND PRECAUTIONS, 7.1 Special Populations, 7.1.3 Pediatrics](#).

1.2 Geriatrics

Evidence from clinical studies and experience suggests that use in the geriatric population is associated with differences in safety or effectiveness. See [7 WARNINGS AND PRECAUTIONS, 7.1 Special Populations, 7.1.4 Geriatrics](#).

2 CONTRAINDICATIONS

Lidocaine Hydrochloride Injection USP is contraindicated in patients with:

- hypersensitivity to local anaesthetics of the amide type or to any ingredient in the formulation, including any non-medicinal ingredient, or component of the container. For a complete listing, see [6 DOSAGE FORMS, STRENGTHS, COMPOSITION AND PACKAGING](#).
- Stokes-Adams' Syndrome;
- severe degrees of sinoatrial, atrioventricular or intraventricular block;
- advanced hepatic disease.

See [7 WARNINGS AND PRECAUTIONS](#).

3 SERIOUS WARNINGS AND PRECAUTIONS BOX

Serious Warnings and Precautions

- It is mandatory to have emergency resuscitative equipment and drugs immediately available to manage possible adverse reactions involving the cardiovascular, respiratory or central nervous system
- The intravenous administration of Lidocaine Hydrochloride Injection USP may sometimes be accompanied by a hypotensive response and, in overdosage, this could be precipitous. For this reason, the intravenous dose should not exceed 100 mg in a single injection, and no more than 200 to 300 mg should be given during a one-hour period.

4 DOSAGE AND ADMINISTRATION

4.1 Dosing Considerations

CAUTION: In shock, heart failure, hepatocellular liver disease and in those over 70 years of age, reduce the dose recommended below for single injection by one half and measure serum concentrations frequently. See [7 WARNINGS AND PRECAUTIONS](#).

4.2 Recommended Dose and Dosage Adjustment

For direct intravenous injection, the usual dose of Lidocaine Hydrochloride Injection USP is 50 to 100 mg administered at an approximate rate of 25 to 50 mg/min. Sufficient time should be allowed to enable a slow circulation to carry the drug to the site of action. If the initial injection of 50 to 100 mg does not produce the desired response, a second dose may be repeated after five to ten minutes.

Health Canada has not authorized an indication for pediatric use. See [1 INDICATIONS, 1.1 Pediatrics](#).

4.4 Administration

NO MORE THAN 200 TO 300 MG OF LIDOCAINE HYDROCHLORIDE INJECTION USP SHOULD BE ADMINISTERED DURING A ONE-HOUR PERIOD.

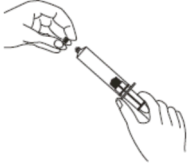
Do not administer unless solution is clear, and container is undamaged. Discard unused portion. See [11 STORAGE, STABILITY and DISPOSAL](#).

Lidocaine Hydrochloride Injection USP is designed for use only as direct intravenous injection.

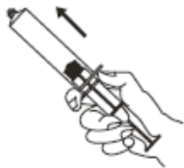
Instructions on how to use the AnsyTM syringe:

USE ASEPTIC TECHNIQUE.

1. Remove luer cover.



2. Hold plunger and push barrel forward to relieve any resistance that may be present.



3. Pull the barrel down until air is expelled from syringe.



Instructions on how to use the LifeShield® Abboject® syringe:

CAUTION: Liquid in glass vial. Handle with care. Inspect vial for damage prior to assembly.

USE ASEPTIC TECHNIQUE. Do not assemble until ready to use.

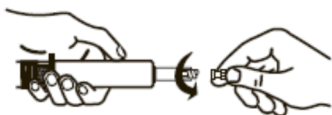
1. Remove caps from vial and injector.



2. Insert vial into injector **without exerting excessive force**. Ensure that vial and injector are properly aligned. **Gently** rotate vial clockwise (about 3 turns) until medication enters needle. **If resistance is encountered, remove vial and repeat procedure.**

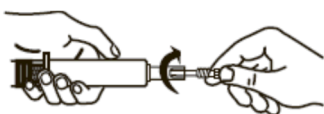


3. To access green **male luer lock adapter**, push yellow hood in and then twist **counterclockwise**.



Or,

To access **needle**, twist and pull yellow hood **clockwise** to remove hood and green adapter.



4. Apply gentle downward pressure on vial to initiate liquid flow. **DO NOT APPLY EXCESSIVE FORCE TO VIAL.**

Instructions on how to use the Abboject® syringe:

CAUTION: Liquid in glass vial. Handle with care. Inspect vial for damage prior to assembly.

USE ASEPTIC TECHNIQUE. Do not assemble until ready to use.

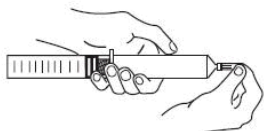
1. Remove caps from vial and injector.



2. Insert vial into injector **without exerting excessive force**. Ensure that vial and injector are properly aligned. **Gently** rotate vial clockwise (about 3 turns) until medication enters needle. **If resistance is encountered, remove vial and repeat procedure.**



3. Twist and pull adapter cover to remove



4. Apply gentle downward pressure on vial to initiate liquid flow. **DO NOT APPLY EXCESSIVE FORCE TO VIAL.**

4.5 Missed Dose

This information is not available for this drug product.

5 OVERDOSAGE

Use of the drug should be discontinued if severe reactions occur. In the event of circulatory collapse, emergency resuscitative measures, such as oxygen, vasopressor drugs or cardiac massage, should be instituted. Cardiac pacemaker and defibrillator should be readily available. For severe convulsions, small doses of an ultra-short-acting barbiturate, or a short-acting muscle relaxant (if the patient is under anaesthesia) may be used.

With intravascular injections, the toxic effect will be obvious within one to three minutes. Toxic reactions mainly involve the central nervous and cardiovascular systems.

Symptoms

Acute toxicity: CNS toxicity is a graded response with symptoms and signs of escalating severity. The first symptoms are circumoral paraesthesia, numbness of the tongue, light-headedness, hyperacusis and tinnitus. Visual disturbance and muscular tremors are more serious and precede the onset of generalised convulsions. These signs must not be mistaken for neurotic behaviour.

Unconsciousness and grand mal convulsions may follow. These may last from a few seconds to several minutes. Hypoxia and hypercarbia occur rapidly following convulsions due to the increased muscular activity, together with the interference with normal respiration and loss of the airway. In severe cases, apnoea may occur. Acidosis increases the toxic effects.

Recovery is due to redistribution of the drug from the central nervous system and metabolism. Recovery may be rapid unless large amounts of the drug have been injected.

Cardiovascular toxicity: Cardiovascular toxicity indicates a more severe situation. Hypotension, bradycardia, decreased cardiac output, heart block, arrhythmia and even ventricular arrhythmias, ventricular fibrillation and cardiac arrest may occur as a result of high systemic concentrations of the drug.

Cardiovascular toxic effects are generally preceded by signs of toxicity in the central nervous system. In rare cases, cardiac arrest has occurred without prodromal CNS effects.

Management of adverse effects

Treatment of toxicity should be to discontinue administration of Lidocaine Hydrochloride Injection USP. Institute emergency resuscitative procedures and administer the emergency drugs necessary to manage the situation. Adequate ventilation of the patient (including oxygen if necessary) should be ensured, and convulsions should be arrested if present. Adequacy of the circulation should then be evaluated, bearing in mind that drugs used to treat convulsions depress the circulation when administered intravenously.

For severe convulsions, small increments of diazepam or a short acting barbiturate such as thiopentone should be administered. Suxamethonium will stop the muscle convulsions rapidly but will require tracheal intubation and controlled ventilation and should only be used by those familiar with these procedures. If ventricular fibrillation or cardiac arrest occurs, effective cardiovascular resuscitation treatment must be instituted and maintained for a prolonged period if necessary. Optimal oxygenation and ventilation, and circulatory support as well as treatment of acidosis are of vital importance. If cardiovascular depression occurs (hypotension, bradycardia), appropriate treatment with intravenous fluids, vasopressor, chronotropic and or inotropic agents should be considered. Children should be given doses commensurate with age and weight.

Dialysis is of negligible value in the treatment of acute overdose with Lidocaine Hydrochloride Injection USP.

For management of a suspected drug overdose, contact your regional poison control centre.

6 DOSAGE FORMS, STRENGTHS, COMPOSITION AND PACKAGING

Table 1 – Dosage Forms, Strengths, Composition and Packaging

Route of Administration	Dosage Form / Strength/Composition	Non-medicinal Ingredients
Intravenous	Solution; 20 mg/mL	Sodium chloride. May contain hydrochloric acid and/or sodium hydroxide for pH adjustment.

Lidocaine Hydrochloride Injection USP for single intravenous injection is supplied in 5 mL LifeShield Abboject syringe¹, Abboject[®] syringe² and 5 mL Ansyr[™] syringe³.

1: LifeShield[®] Abboject[®] syringe: The ready-to-use LifeShield[®]Abboject[®] syringe minimizes errors and protects caregivers and patients alike. It can be used for needle-free or shrouded needle access. The design features two pieces: a calibrated glass drug vial and a matching plastic syringe barrel with integral injector needle. Medication, fluid path, and needle are sterile and nonpyrogenic if caps and needle cover are undisturbed and package is intact.

2: Abboject[®] syringe: The ready-to-use Abboject[®] syringe minimizes errors and protects caregivers and patients alike. It can be used for needle-free access. The design features two pieces: a calibrated glass drug vial and a matching plastic luer lock syringe barrel. Medication, fluid path, and needle are sterile and nonpyrogenic if caps and luer end cover are undisturbed and package is intact.

3: Ansyr[™] syringe: This syringe is a proprietary delivery option offering one-piece, polypropylene plastic construction with a needle-free luer lock adapter. Ansyr syringes are available prefilled with a wide range of emergency medications. Graduated markings on the syringe barrel conform to ISO standards and clearly show any drug remaining. Medication and fluid path are sterile and nonpyrogenic if luer cover is undisturbed and package is intact.

7 WARNINGS AND PRECAUTIONS

Cardiovascular

Constant ECG monitoring is essential for the proper administration of Lidocaine Hydrochloride Injection USP intravenously. Signs of excessive depression of cardiac conductivity, such as prolongation of PR interval and QRS complex, and the appearance of aggravation of arrhythmias, should be followed by prompt cessation of the intravenous injection. Lidocaine Hydrochloride Injection USP must be used in the treatment of cardiac arrhythmias under the constant supervision of a physician, with meticulous regulation of the rate of injection.

In patients with heart-block and bradycardia, severe digitalis intoxication and severe myocardial disease, any cardiac depressant should be used with caution (see [2 CONTRAINDICATIONS](#)).

Patients with congestive heart failure or shock require smaller doses of Lidocaine Hydrochloride Injection USP since the drug may accumulate in these patients and result in toxic manifestations.

The intravenous administration of Lidocaine Hydrochloride Injection USP may sometimes be accompanied by a hypotensive response and, in overdosage, this could be precipitous. For this reason, the intravenous dose should not exceed 100 mg in a single injection, and no more than 200 to 300 mg should be given during a one-hour period (see [4 DOSAGE AND ADMINISTRATION](#)).

See [8 ADVERSE REACTIONS, 8.5 Post-Market Adverse Reactions](#).

Hepatic/Biliary/Pancreatic

Patients with liver disease require smaller doses of Lidocaine Hydrochloride Injection USP since the drug may accumulate in these patients and result in toxic manifestations. See [2 CONTRAINDICATIONS](#).

Monitoring and Laboratory Tests

Constant electrocardiographic and blood pressure monitoring are essential.

Clinical evaluation and periodic laboratory determinations are necessary to monitor changes in fluid balance, electrolyte concentrations and acid-base balance during prolonged parenteral therapy or whenever the condition of the patient warrants such evaluation.

Neurologic

In unconscious patients, circulatory collapse should be watched for, since CNS effects may not be apparent as an initial manifestation of toxicity. See [8 ADVERSE REACTIONS, 8.5 Post-Market Adverse Reactions](#).

7.1 Special Populations

7.1.1 Pregnant Women

The safety of Lidocaine Hydrochloride Injection USP with respect to the development of the human fetus has not been adequately established. Lidocaine crosses the blood-brain barrier and placenta by passive diffusion. Therefore, the risk/benefit ratio should be determined when the use of Lidocaine Hydrochloride Injection USP in early pregnancy is considered.

7.1.2 Breast-feeding

Small amounts of lidocaine are secreted into breast milk and the possibility of an allergic reaction in the infant, albeit remote, should be borne in mind when using lidocaine in nursing mothers.

7.1.3 Pediatrics

Pediatrics (< 18 years of age): No data are available to Health Canada; therefore, Health Canada has not authorized an indication for pediatric use. See [1 INDICATIONS, 1.1 Pediatrics](#).

7.1.4 Geriatrics

Patients over 70 years of age require smaller doses of Lidocaine Hydrochloride Injection USP since the drug may accumulate in these patients and result in toxic manifestations. See [1 INDICATIONS, 1.2 Geriatrics](#).

8 ADVERSE REACTIONS

8.1 Adverse Reaction Overview

Adverse experiences following the administration of Lidocaine Hydrochloride Injection USP are similar in nature to those observed with other amide local anesthetic agents. Adverse experiences may result from high plasma levels caused by excessive dosage or may result from a hypersensitivity, idiosyncrasy or diminished tolerance on the part of the patient. Serious adverse experiences are generally systemic in nature. Systemic toxicity mainly involves the central nervous system and/or the cardiovascular system. Central nervous system reactions are excitatory and/or depressant with the most severe manifestations of convulsions accompanied by respiratory depression and/or arrest. Cardiovascular reactions are usually depressant in nature and may lead to cardiac arrest.

8.2 Clinical Trial Adverse Reactions

This information is not available for this drug product.

8.2.1 Clinical Trial Adverse Reactions – Pediatrics

This information is not available for this drug product.

8.3 Less Common Clinical Trial Adverse Reactions

This information is not available for this drug product.

8.3.1 Less Common Clinical Trial Adverse Reactions – Pediatrics

This information is not available for this drug product.

8.4 Abnormal Laboratory Findings: Hematologic, Clinical Chemistry and Other Quantitative Data

This information is not available for this drug product.

8.5 Post-Market Adverse Reactions

Systemic reactions of the following types have been reported. The adverse reaction under Central Nervous System, Cardiovascular System followed by Allergic Reaction are listed, in general, in a progression from mild to severe.

Central Nervous System

Nervousness, light-headedness, dizziness, blurred or double vision, tinnitus, twitching or tremors, drowsiness, nausea and vomiting, sensation of heat, cold or numbness, convulsions, unconsciousness and respiratory depression or arrest.

Cardiovascular System

Myocardial depression, hypotension, bradycardia and cardiac arrest. There have been reports of A-V block in patients with diffuse intraventricular conduction disturbances, as well as reports of acceleration of conduction in the presence of atrial flutter, leading to a large increase in ventricular rate.

Allergic Reactions

Cutaneous lesions of delayed onset, urticaria, oedema and other manifestations of allergy. The detection of sensitivity by skin testing is of doubtful value.

Adverse reactions were found to be dose related. Toxic effects have been observed at concentrations over 6 mcg/mL. However, idiosyncratic reactions have been reported at low doses in some patients.

Cross-sensitivity between lidocaine and procainamide or lidocaine and quinidine has not been reported. See [9 DRUG INTERACTIONS, 9.4 Drug-Drug Interactions](#).

See [2 CONTRAINDICATIONS](#).

9 DRUG INTERACTIONS

9.2 Drug Interactions Overview

When Lidocaine Hydrochloride Injection USP is administered with other antiarrhythmic drugs the cardiac effects may be additive or antagonistic and toxic effects may be additive.

9.3 Drug-Behavioural Interactions

Acute, severe alcohol intoxication can centrally depress the cardiovascular system and may thereby prolong lidocaine (lignocaine) elimination half-life.

9.4 Drug-Drug Interactions

The drugs listed in Table 2 are based on either drug interaction case reports or studies, or potential interactions due to the expected magnitude and seriousness of the interaction (i.e., those identified as contraindicated).

Table 2 Established or Potential Drug-Drug interactions

[Proper/Common name]	Source of Evidence	Effect	Clinical comment
Antiarrhythmic drugs such as phenytoin, procainamide, propranolol or quinidine	C or CT	Cardiac effects may be additive or antagonistic and toxic effects may be additive.	Caution is warranted for concomitant use
Beta-adrenoreceptor antagonists	CT	May reduce hepatic blood flow and	Caution is warranted

(propranolol and metoprolol)		thereby reduce lidocaine clearance.	
Cimetidine	CT	May reduce hepatic blood flow and thereby reduce lidocaine clearance.	Caution is warranted
Amiodarone	C	Reported precipitation of seizures and lead to severe sinus bradycardia and a long sinoatrial arrest.	Patients receiving the combination should be monitored carefully.
Skeletal muscle relaxants	CT	Lidocaine prolongs the duration of suxamethonium, leading to excessive neuromuscular blockade.	Caution is warranted.
Inhalant anesthetics	CT	Lidocaine decreases the minimum effective concentration of inhalational anesthetics, e.g. nitrous oxide.	Caution is warranted
Anticonvulsant drugs	CT	Phenytoin, phenobarbitone, primidone and carbamazepine may stimulate the hepatic metabolism of lidocaine	Clinical significance of this effect is not known.
Fentanyl	C	lidocaine may reduce the seizure threshold to fentanyl in man.	Caution is warranted
Structurally related local anaesthetic drugs	T	Potential additive systemic toxic effect	Caution is warranted
Alcohol	T	Acute, severe alcohol intoxication can centrally depress the cardiovascular system and may thereby prolong the	Caution is warranted

		elimination half-life of lidocaine.	
--	--	-------------------------------------	--

Legend: C = Case Study; CT = Clinical Trial; T = Theoretical

9.5 Drug-Food Interactions

Interactions with food have not been established.

9.6 Drug-Herb Interactions

Interactions with herbal products have not been established.

9.7 Drug-Laboratory Test Interactions

Interactions with laboratory tests have not been established.

10 CLINICAL PHARMACOLOGY

10.1 Mechanism of Action

The mode of action of the antiarrhythmic effect of lidocaine appears to be similar to that of procaine, procainamide and quinidine. Ventricular excitability is depressed, and the stimulation threshold of the ventricle is increased during diastole. The sinoatrial node is, however, unaffected. Lidocaine in recommended doses does not produce a significant decrease in arterial pressure nor in cardiac contractile force. In large doses, lidocaine hydrochloride may produce circulatory depression but the magnitude of the changes is less than that found with comparable doses of procainamide. Neither drug appreciably affects the duration of the absolute refractory period.

The onset of action following a single intravenous injection varies from 45 to 90 seconds and duration of action is 10 to 20 minutes. Lidocaine plasma levels have been correlated with clinical effectiveness. The therapeutic range is 1.2 to 6 mcg/mL. Plasma drug concentration higher than 5 to 6 mcg/mL increases the risk of toxicity.

10.2 Pharmacodynamics

This information is not available for this drug product.

10.3 Pharmacokinetics

Absorption

The bioavailability of Lidocaine Hydrochloride Injection USP is 100% via intravenous administration.

Distribution

The plasma protein binding of lidocaine is dependent on drug concentration and the fraction bound decreases with increasing concentration. At concentrations of 1 to 4 mcg free base per mL, 60 to 80 percent of lidocaine is protein bound. In addition to lidocaine concentration, the binding is dependent on the plasma concentration of the α -1-acid glycoprotein. The blood to plasma distribution ratio is approximately 0.84. Lidocaine crosses the blood-brain barrier and placenta by passive diffusion.

Metabolism

Lidocaine is rapidly metabolized by the liver and less than 10% of a dose is excreted unchanged in the urine. Oxidative N-dealkylation, a major pathway of metabolism, results in the metabolites

monoethylglycinexylidide and glycinexylidide. The pharmacological/toxicological activities of these metabolites are similar to but less potent than lidocaine. The primary metabolite in urine is a conjugate of 4-hydroxy-2, 6-dimethylaniline.

Elimination

The elimination half-life of lidocaine following an intravenous bolus injection is typically 1.5 to 2 hours. There are data that indicate that the half-life may be 3 hours or longer following infusions of greater than 24 hours.

Special Population and Conditions

Hepatic Insufficiency

Because of the rapid rate at which lidocaine is metabolized, any condition that alters liver function, including changes in liver blood flow, which could result from severe congestive heart failure or shock may alter lidocaine kinetics. The half-life may be two-fold or more greater in patients with liver dysfunction.

Renal Insufficiency

Renal dysfunction does not affect lidocaine kinetics, but may increase the accumulation of metabolites.

11 STORAGE, STABILITY AND DISPOSAL

Store between 20°C and 25°C. Protect from freezing. Avoid excessive heat.

Parenteral drug products should be inspected visually for particulate matter and discoloration prior to administration, whenever solution and container permit.

Do not use unless the solution is clear and container or seal intact. Discard if it contains a precipitate.

For single-use, discard unused portion. Any unused medicinal product should be disposed of in accordance with local requirements.

12 SPECIAL HANDLING INSTRUCTIONS

Liquid in glass vial. Handle with care. Inspect vial for damage prior to assembly.

PART II: SCIENTIFIC INFORMATION

13 PHARMACEUTICAL INFORMATION

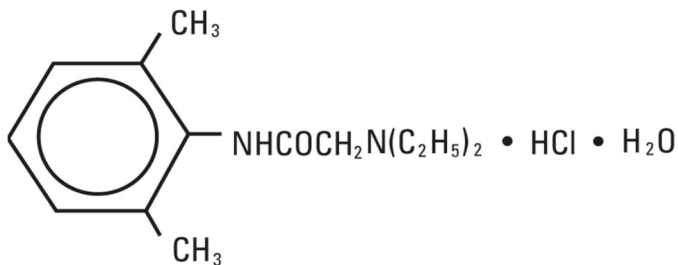
Drug Substance

Proper name: Lidocaine Hydrochloride

Chemical name: 2-(Diethylamino)-N-(2,6-dimethylphenyl)-acetamide monohydrochloride monohydrate

Molecular formula and molecular mass: $C_{14}H_{22}N_2O \cdot HCl \cdot H_2O$; 288.82

Structural formula:



Physicochemical properties:

Lidocaine hydrochloride is a white, odourless, crystalline powder which has a slightly bitter taste. It is very soluble in water and in alcohol, soluble in chloroform, and insoluble in ether. Melting point 77°C to 78°C, pKa 7.86. The pH range of a 0.5% solution of lidocaine hydrochloride in water is 4.0 to 5.5.

2% single-use syringes contain lidocaine hydrochloride (expressed as the hydrochloride salt) and sodium chloride sufficient to render the solution isotonic (6 mg/mL). They may contain sodium hydroxide and/or hydrochloric acid for pH adjustment. The pH range is 5.0 to 7.0.

Product Characteristics

This information is not available for this drug product.

14 CLINICAL TRIALS

14.1 Trial Design and Study Demographics

This information is not available for this drug product.

14.2 Study Results

This information is not available for this drug product.

14.3 Comparative Bioavailability Studies

This information is not available for this drug product.

14.4 Immunogenicity

This information is not available for this drug product.

15 MICROBIOLOGY

No microbiological information is required for this drug product.

16 NON-CLINICAL TOXICOLOGY

Genotoxicity

The genotoxic potential of 2,6-xylidine has been studied with mixed results: positive results were reported in assays of gene mutations (weakly positive in the Ames test with metabolic activation and in the mouse lymphoma assay) and chromosomal damage (chromosomal aberrations in Chinese hamster ovary cells at concentrations at which the drug is precipitated from solution). No evidence of genotoxicity was found in vivo assays for chromosomal damage (micronucleus assay) and DNA damage (unscheduled DNA synthesis). Covalent binding studies of DNA from liver and ethmoid turbinates in rats indicate that 2,6-xylidine may be genotoxic under certain conditions *in vivo*.

Carcinogenicity

A two-year oral toxicity study of 2,6-xylidine, a metabolite of lidocaine (lignocaine), has shown that in both male and female rats, 2,6-xylidine in daily doses of 900 mg/m² (150 mg/kg) resulted in carcinomas and adenomas of the nasal cavity. No nasal tumours were observed in the low dose (15 mg/kg) or control animals. The compound also caused subcutaneous fibromas and/or fibrosarcomas in male and female rats (significant at 150 mg/kg).

PATIENT MEDICATION INFORMATION

READ THIS FOR SAFE AND EFFECTIVE USE OF YOUR MEDICINE

Lidocaine Hydrochloride Injection USP

Lidocaine Hydrochloride Injection

Read this carefully before you are given **Lidocaine Hydrochloride Injection USP**. This leaflet is a summary and will not tell you everything about this drug. Talk to your healthcare professional about your medical condition and treatment and ask if there is any new information about **Lidocaine Hydrochloride Injection USP**.

Serious Warnings and Precautions

If you are prescribed Lidocaine Hydrochloride Injection USP, your healthcare professional will determine the right dose for you. They will prepare and give your injection of Lidocaine Hydrochloride Injection USP:

- into your veins (intravenously); and
- in a facility that is staffed and equipped to immediately manage the potential side effects.

If you notice any side effects after getting your injection, tell your healthcare professional.

What is Lidocaine Hydrochloride Injection USP used for?

Lidocaine Hydrochloride Injection USP is used in adults to treat:

- ventricular tachycardia (an abnormally fast heartbeat that starts from the lower part of the heart); and
- life-threatening premature ventricular beats (an abnormal heartbeat rhythm that starts from the lower part of the heart). This can happen during a heart attack, during an overdose of digitalis, or from other heart diseases.

How does Lidocaine Hydrochloride Injection USP work?

Lidocaine Hydrochloride Injection USP belongs to a group of medicines known as antiarrhythmic agents. It works by decreasing the rate at which your heart contracts.

What are the ingredients in Lidocaine Hydrochloride Injection USP?

Medicinal ingredient: Lidocaine hydrochloride.

Non-medicinal ingredients: Sodium chloride, and may contain hydrochloric acid and/or sodium hydroxide (pH adjusters).

Lidocaine Hydrochloride Injection USP comes in the following dosage forms:

Solution: 20 mg/mL of lidocaine hydrochloride.

Do not use Lidocaine Hydrochloride Injection USP if:

- you are allergic to medicines known as amide local anaesthetics (medicines used for surgery or to manage short-term pain);
- you are allergic to lidocaine hydrochloride or any of the other ingredients in Lidocaine Hydrochloride Injection USP;
- you have Stokes-Adam's Syndrome (sudden and periodic fainting or loss of consciousness caused by reduced heart blood flow by the heart);
- you have severe degrees of heart block (types of irregular heartbeat and rhythm);
- you have severe liver problems.

To help avoid side effects and ensure proper use, talk to your healthcare professional before you take Lidocaine Hydrochloride Injection USP. Talk about any health conditions or problems you may have, including if you:

- have heart problems;
- have liver problems;
- are over 70 years of age;
- are pregnant or planning to become pregnant;
- are breastfeeding or planning to breastfeed.

Other warnings you should know about:

Taking Lidocaine Hydrochloride Injection USP can cause:

- **Heart problems:** This includes changes to the electrical system of your heart or irregular heartbeats.
- **Hypotension** (low blood pressure).

See the **Serious side effects and what to do about them** table, below, for more information on these and other serious side effects.

Monitoring and testing: Your healthcare professional will closely monitor your health during your treatment. This may include conducting various tests such as an electrocardiogram (ECG) and blood tests to monitor your heart and the profile of your blood. Your healthcare professional will interpret your results and may adjust your dose or stop your treatment with Lidocaine Hydrochloride Injection USP.

Children (less than 18 years of age): Lidocaine Hydrochloride Injection USP is not approved for use in children.

Tell your healthcare professional about all the medicines you take, including any drugs, vitamins, minerals, natural supplements or alternative medicines.

The following may interact with Lidocaine Hydrochloride Injection USP:

- amiodarone, a medicine used to treat irregular hear beat;
- anticonvulsant drugs, medicines used to control fits or epilepsy (e.g. phenytoin, phenobarbitone, primidone, carbamazepine)
- beta-blockers, medicines used to treat high blood pressure (e.g., propranolol and metoprolol);
- cimetidine, a medicine used to treat heartburn and certain types of stomach ulcers;
- anaesthetics, medicines used for general anesthesia (e.g. nitrous oxide);
- other antiarrhythmic agents, medicines used to treat or prevent irregular heartbeats (e.g., phenytoin, procainamide, propranolol, or quinidine);
- muscle relaxants, medicines used to treat muscle spasms (e.g. suxamethonium);
- fentanyl, a medicine used to relieve pain;
- alcohol.

How to take Lidocaine Hydrochloride Injection USP:

Your healthcare professional will prepare the Lidocaine Hydrochloride Injection USP syringe with your dose. They will give you Lidocaine Hydrochloride Injection USP through your veins (i.e., “intravenously” or “IV”) by slow injection.

Usual dose:

Your healthcare professional will decide the right dose of Lidocaine Hydrochloride Injection USP for you. This will depend on your age, medical condition, and how you respond to Lidocaine Hydrochloride Injection USP.

Overdose:

Your healthcare professional will monitor you for signs and symptoms of an overdose. If an overdose is suspected, your healthcare professional will act accordingly to manage your side effects.

The symptoms of an overdose may include:

- sudden tingling and numbness on the skin
- numbness of the tongue
- light-headedness
- reduced tolerance to sound
- ringing in the ears

If you think you, or a person you are caring for, have taken too much Lidocaine Hydrochloride Injection USP, contact a healthcare professional, hospital emergency department, or regional poison control centre immediately, even if there are no symptoms.

Missed Dose:

Not applicable.

What are possible side effects from using Lidocaine Hydrochloride Injection USP?

Side effects will be monitored by a healthcare professional in a healthcare setting.

These are not all the possible side effects you may have when taking Lidocaine Hydrochloride Injection USP. If you experience any side effects not listed here, tell your healthcare professional.

The side effects of Lidocaine Hydrochloride Injection USP may include:

- blurred or double vision,
- cold or numbness,
- drowsiness,
- nervousness,
- ringing in the ears,
- twitching or shaking,
- unconsciousness,
- warm sensations.

Serious side effects and what to do about them			
Symptom / effect	Talk to your healthcare professional		Stop taking drug and get immediate medical help
	Only if severe	In all cases	
UNKNOWN FREQUENCY			
Allergic reaction: difficulty swallowing or breathing, wheezing, drop in blood pressure, feeling sick to your stomach and throwing up, hives, rash, or swelling of the face, lips, tongue or throat.		X	
Convulsion: seizure, spasms, shaking, or fits.		X	
Heart problems: chest pain, chest discomfort, high blood pressure, irregular heart rhythm, irregular heartbeat (rapid or slow), shortness of breath, fainting, swelling of the legs, ankles and feet, weakness, dizziness, palpitations, light-headedness, nausea, or fatigue.		X	
Hypotension (low blood pressure): dizziness, fainting, light-headedness, blurred vision, nausea, vomiting, or fatigue (may occur when you go from lying or sitting to standing up).		X	
Respiratory depression (also known as hypoventilation): slow, shallow or weak breathing, confusion, headaches, or blue lips, fingers, or toes.		X	

If you have a troublesome symptom or side effect that is not listed here or becomes bad enough to interfere with your daily activities, tell your healthcare professional.

Reporting Side Effects

You can report any suspected side effects associated with the use of health products to Health Canada by:

- Visiting the Web page on Adverse Reaction Reporting (<https://www.canada.ca/en/health-canada/services/drugs-health-products/medeffect-canada/adverse-reaction-reporting.html>) for information on how to report online, by mail or by fax; or
- Calling toll-free at 1-866-234-2345.

NOTE: Contact your healthcare professional if you need information about how to manage your side effects. The Canada Vigilance Program does not provide medical advice.

Storage:

Lidocaine Hydrochloride Injection USP should be stored between 20°C and 25°C. Protect from freezing. Avoid excessive heat.

Keep out of reach and sight of children.

If you want more information about Lidocaine Hydrochloride Injection USP:

- Talk to your healthcare professional.
- Find the full Product Monograph that is prepared for healthcare professionals and includes this Patient Medication Information by visiting the Health Canada website: (<https://www.canada.ca/en/health-canada/services/drugs-health-products/drug-products/drug-product-database.html>); the manufacturer's website www.pfizer.ca, or by calling 1-800-463-6001.

This leaflet was prepared by Pfizer Canada ULC.

Last Revised AUG 23, 2022