

tivdak[®]
tisotumab vedotin-tftv
for injection 40 mg

I have **more to say**
and want **more time**
to say it

**With Tivdak, I have a
chance to tell my story.**

People who were treated with Tivdak had a median overall survival of 11.5 months vs 9.5 months with chemotherapy. This was based on a study of 502 people with advanced cervical cancer who had received chemotherapy that did not work or is no longer working.*

*In the study, 253 patients received Tivdak, and 249 received chemotherapy.



Not an actual patient.

What is TIVDAK?

TIVDAK is a prescription medicine used to treat adults with cervical cancer:

- that has returned or has spread to other parts of the body, **and**
- who have received chemotherapy that did not work or is no longer working.

Important Safety Information

What is the most important information I should know about TIVDAK?

Eye problems are common with TIVDAK and can be severe. TIVDAK can cause changes to the surface of your eye that can lead to dry eyes, eye redness, eye irritation, corneal ulcers, blurred vision, and severe vision loss. **Tell your healthcare provider if you develop new or worsening vision changes or eye problems during treatment.**

Your healthcare provider will send you to an eye specialist to check your eyes before you start treatment with TIVDAK, before each infusion for your first 9 infusions of TIVDAK, and as needed for any new or worsening signs or symptoms of eye problems. Your healthcare provider will ask if you have any signs or symptoms of eye problems before each infusion. You will be referred to an eye specialist for any new or worsening signs or symptoms of eye problems.

Continue reading information about eye problems on page 2.

Please see additional [Important Safety Information](#) on pages 2 and 3 and read the [Important Facts](#) about TIVDAK, including **IMPORTANT WARNING** for eye problems, at the end of this document.

What is the most important information I should know about TIVDAK? (cont'd)

Your healthcare provider will prescribe 3 different types of eye drops before you start treatment with TIVDAK. **Bring the eye drops with you to each infusion and use them as directed by your healthcare provider to reduce your risk of eye problems:**

- Use 1 drop of steroid eye drops in each eye before each infusion and continue to use your eye drops 3 times a day for 3 days after each infusion
- Use vasoconstrictor eye drops right before each infusion
- Use lubricating eye drops throughout treatment and for 30 days after your last dose of TIVDAK

Do not wear contact lenses throughout your treatment with TIVDAK unless you are told to use them by your eye specialist.

What are the possible side effects of TIVDAK?

Serious side effects of TIVDAK may include:

Eye problems. See “What is the most important information I should know about TIVDAK?”

Nerve problems (peripheral neuropathy) are common with TIVDAK and can be serious. Tell your healthcare provider right away if you have new or worsening numbness or tingling in your hands or feet or muscle weakness.

Bleeding problems (hemorrhage) are common with TIVDAK and can be serious. Tell your healthcare provider or get medical help right away if you have signs or symptoms of bleeding during treatment with TIVDAK, including blood in your stools or black stools (looks like tar), blood in your urine, cough up or vomit blood, unusual vaginal bleeding, or any unusual or heavy bleeding.

Lung problems. TIVDAK may cause severe or life-threatening inflammation of the lungs that can lead to death. Tell your healthcare provider right away if you have new or worsening symptoms, including trouble breathing, shortness of breath, or cough.

Severe skin reactions. TIVDAK may cause severe or life-threatening skin reactions that can lead to death. Tell your healthcare provider or get medical help right away if you have signs or symptoms of a severe skin reaction during treatment with TIVDAK, including:

- Skin reactions that look like rings (target lesions)
- Rash or itching that continues to get worse
- Blistering or peeling of the skin
- Painful sores or ulcers in your mouth, nose, throat, or genital area
- Fever or flu-like symptoms
- Swollen lymph nodes

The most common side effects of TIVDAK include:

- Decreased red blood cell counts
- Numbness or tingling in your hands or feet
- Eye problems (conjunctival disorders)
- Nausea
- Tiredness
- Changes in liver function blood tests
- Nosebleed
- Hair loss (alopecia)
- Bleeding (hemorrhage)

Your healthcare provider may decrease your dose of TIVDAK, temporarily stop, or completely stop treatment if you have side effects.

What should I tell my healthcare provider before receiving TIVDAK?

Tell your healthcare provider about all your medical conditions, including if you:

- have a history of vision or eye problems
- have numbness or tingling in your hands or feet
- have bleeding problems

Tell your healthcare provider about all your medical conditions, including if you: (cont'd)

- have liver problems
- are pregnant or plan to become pregnant; TIVDAK can harm your unborn baby. Tell your healthcare provider right away if you become pregnant or think you may be pregnant during treatment with TIVDAK
- are breastfeeding (nursing) or plan to breastfeed. It is not known if TIVDAK passes into your breast milk. Do not breastfeed during treatment and for at least 3 weeks after the last dose of TIVDAK

Females who can become pregnant:

- Your healthcare provider should do a pregnancy test before you start treatment with TIVDAK
- Use an effective method of birth control during your treatment and for at least 2 months after

the last dose of TIVDAK

Males with female partners who can become pregnant:

- Use effective birth control during treatment and for 4 months after the last dose of TIVDAK

Tell your healthcare provider about all the medicines you take, including prescription and over-the-counter medicines, vitamins, and herbal supplements. Taking TIVDAK with certain other medicines may cause side effects.

These are not all of the possible side effects of TIVDAK. Discuss side effects with your healthcare provider. You may report side effects to FDA at 1-800-FDA-1088.

Please see the [full Prescribing Information](#) with [Medication Guide](#) about TIVDAK including an **IMPORTANT WARNING**.

So, **what** does it all mean?

When faced with a serious illness, you may hear your healthcare providers use words you are not familiar with. So, let's break them down.

Recurrent – A cancer that has come back after a period of time where it could not be detected

Metastatic – When a cancer has spread from where it started (primary site) to other places in the body

Advanced cancer – Another term for recurrent or metastatic cancer

Median overall survival – The amount of time half the people in a study group were still alive after treatment began

In 16% of patients, cervical cancer has already spread to other parts of the body at diagnosis.

In up to 61% of women diagnosed with earlier stages of cervical cancer, the cancer will spread to other parts of the body within 2 years after initial treatment.

REMEMBER YOU ARE NOT ALONE

/ Living longer is possible

Tivdak was studied in a clinical trial of 502 people with cervical cancer that has returned or has spread, and who have received chemotherapy that did not work or is no longer working. In this trial, about half of the patients were treated with Tivdak (N=253), and about half of the patients were treated with chemotherapy (N=249). **One of the key results from the trial was overall survival (OS). Overall survival is the amount of time patients lived after the treatment began.**

50% of people treated with Tivdak were still alive at 11.5 months vs 50% at 9.5 months with chemotherapy*



*The amount of time half the people in a study group were still alive after treatment began is called *median overall survival (mOS)*.



Not an actual patient.

Tivdak is the **only FDA-approved choice proven to extend lives** for people with advanced cervical cancer who have tried other therapies before

/ With Tivdak, more people showed **no signs of cancer** or had their tumor shrink vs chemotherapy*

The term **objective response** is another way to measure how effective a cancer treatment is. **This is a combination of *partial response* (when a tumor shrinks) or a *complete response* (when there is no sign of cancer).** Complete response doesn't mean the cancer has been cured, only that it cannot be measured or seen on a test.

3x more people responded to treatment with **Tivdak**

In the trial, **more people had a tumor response with Tivdak** vs chemotherapy

18%

People treated with Tivdak
45/253



5%

People treated with chemotherapy
13/249

*The Tivdak group had a complete response of 2.4% and a partial response of 15.4%. The chemotherapy group had a complete response of 0% and a partial response of 5.2%.

See additional meaningful results from the clinical trial. Visit tivdak.com/study-results



Not an actual patient.

/ Tivdak is **not** like traditional chemotherapy

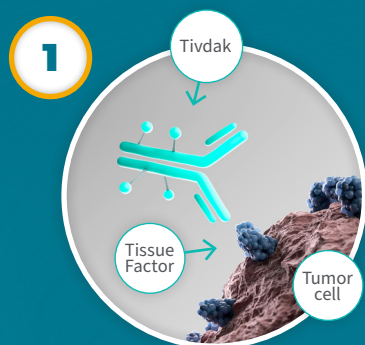
Tivdak is the first treatment of its kind approved for advanced cervical cancer*

Tivdak is unlike any medicine you have taken before for your cervical cancer. It is a different treatment called an antibody-drug conjugate, or ADC, which attacks cells that have a special protein called Tissue Factor. Tissue Factor is also present on some normal cells. So, Tivdak can still harm normal cells, which can cause side effects.

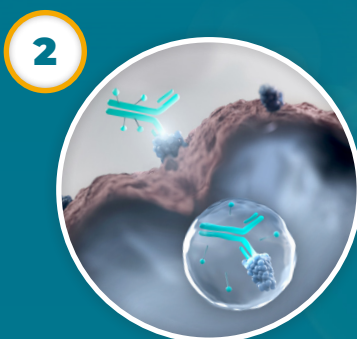
*Advanced cervical cancer is cervical cancer that has returned or spread to other parts of the body while on or after anti-cancer therapy.

How Tivdak is thought to work

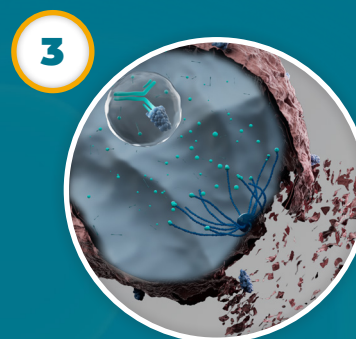
Based on lab studies



1 Tivdak attaches to a special protein called Tissue Factor on the outside of some types of tumor cells



2 Tivdak enters the cell



3 The medicine needed to kill the cell from the inside is released

Discussing Tivdak with your care team



It is important to ask your care team any questions you have about starting Tivdak. Learning about Tivdak can help you prepare for treatment.

Here are some questions to help start a conversation about Tivdak:

- How is Tivdak different from chemotherapy?
- How will I know if Tivdak is working?
- What should I do to prepare for my first treatment?

/ Possible side effects

Serious side effects of Tivdak may include eye problems, nerve problems (peripheral neuropathy), bleeding problems (hemorrhage), lung problems, and severe skin reactions. Tivdak can harm your unborn baby.

The most common side effects of TIVDAK were:

- Decreased red blood cell counts
- Numbness or tingling in your hands or feet
- Eye problems (conjunctival disorders)
- Nausea
- Tiredness
- Changes in liver function blood tests
- Nosebleed
- Hair loss (alopecia)
- Bleeding (hemorrhage)

Any of these things can begin to happen in the days following your infusion. A side effect does not necessarily mean you have to stop treatment. Your oncologist may need to adjust, pause, or stop your treatment if you have new or worsening side effects.

These are not all the possible side effects of Tivdak. For more information, see [Important Facts](#) about Tivdak included at the end of this document.

If you notice any new or worsening side effects, **tell your care team right away**

Before starting Tivdak, tell your care team about any other medications you take

It's important to tell your care team about all the medicines you take, including prescription and over-the-counter medicines, vitamins, and herbal supplements. Taking Tivdak with certain other medicines may cause side effects. You should also let your other care teams know that you're starting treatment with Tivdak.

/ Starting & staying on Tivdak

One important part of starting and staying on treatment is Tivdak Required Eye Care. This is a set of steps you will follow that may help reduce the risk of eye problems.

Before the infusion

/ Visit your eye specialist

- Work with your care team to find an eye specialist to check your eyes before starting treatment. Similar exams will take place before each of your first 9 infusions of Tivdak and as needed. This is to check for any new or worsening signs or symptoms of eye problems
- Your eye specialist (either an optometrist or an ophthalmologist) will perform a visual acuity exam and a slit lamp exam

/ Start your eye drop regimen

- Your doctor will prescribe 3 types of eye drops
 - 1) **Lubricating** drops can be purchased over the counter
 - 2) **Steroid** drops require a prescription
 - 3) **Vasoconstrictor** drops require a prescription

Bring all 3 eye drops
to each infusion appointment

Select Important Safety Information

Eye problems are common with Tivdak and can be severe. Tivdak can cause changes to the surface of your eye that can lead to dry eyes, eye redness, eye irritation, corneal ulcers, blurred vision, and severe vision loss.



Not an actual patient.

/ Starting & staying on Tivdak

During the infusion (once every 3 weeks)

/ Apply steroid drops and vasoconstrictor drops

- At the appointment, apply steroid drops (1 drop per eye) ten minutes before infusion, or as instructed. Apply vasoconstrictor drops (3 drops per eye) right before infusion, or as instructed

/ Place a cold pack over the eye area

- Your care team will provide cold packs to place over the eye area during your infusion appointment. Each appointment includes about 1 hour of in-chair time
- Cold packs may help keep Tivdak from affecting your eyes by reducing blood flow in the eye

Your care team will work with you to decide how many infusions you will need

After the infusion

/ Apply steroid drops

- Apply steroid eye drops (1 drop per eye) two more times after your appointment on the day of your infusion
- On Days 2 and 3 following the infusion, apply steroid drops (1 drop per eye) three times per day, or as instructed by your care team

/ Apply lubricating drops

- Use your lubricating drops daily throughout treatment and as needed, or as instructed by your care team

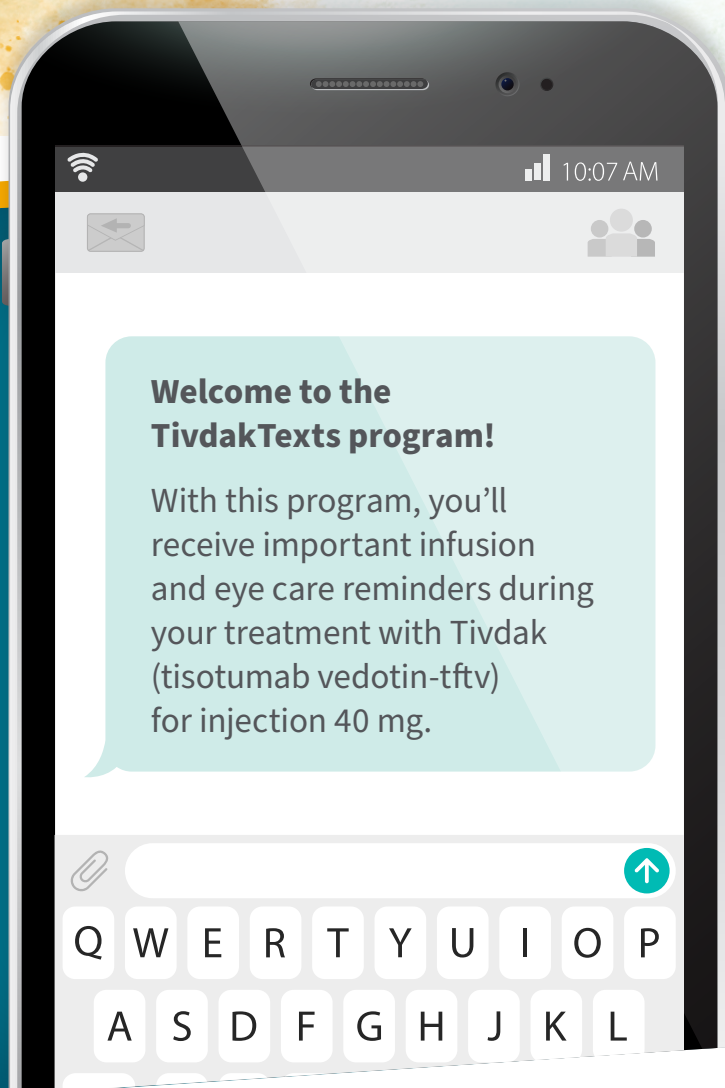
Stay on top of your eye drop schedule **between infusions**

Throughout treatment

- **Check your eyes daily** for new or worsening eye problems, including: dry eyes, eye redness, eye irritation, light sensitivity, blurred vision, or vision loss or impairment
- **Avoid contact lenses** and things that may irritate your eyes throughout treatment with Tivdak unless otherwise instructed by your care team

Tell your healthcare provider if you develop new or worsening vision changes or eye problems during treatment with Tivdak.

/ **Resources** to help you while on treatment



TivdakTexts is a text message support program designed to assist you throughout treatment.

With this program, you'll receive important infusion and eye care reminders.

Some benefits of TivdakTexts include:

- Infusion reminders
- Eye drop reminders
- Inspirational messages



Text JOIN to 74277 to sign up today.

Message and data rates may apply. Check with your mobile service provider. Message frequency will be based on your selections. Text HELP for help with the program. Text STOP to stop receiving messages. See Terms of Use and Conditions at https://docs.tivdak.com/Tivdak_Texts_Terms_and_Conditions.pdf. By initiating a text message, you agree to receive automated text messages from Pfizer. You can unsubscribe at any time. You represent that you are the subscriber of the number provided and 18 or older. You must notify Pfizer immediately if you relinquish the number provided. Consent is not required as a condition of purchasing any products or services.

Please see **Important Safety Information** on pages 1-3 and read the **Important Facts** about TIVDAK, including **IMPORTANT WARNING** for eye problems, at the end of this document.

/ **Need help** with access and out-of-pocket costs?

Seagen Secure[®] offers support to enrolled patients*

Seagen Secure[®] is a personalized support program for people prescribed Tivdak. When you or your caregiver call Seagen Secure[®], you will speak with an Oncology Access Advocate who can answer your questions and provide information about available resources and support.†

Seagen Secure[®] may be able to help if you‡:

Don't have
any health
insurance

Aren't sure
if your insurance will
cover your therapy

Need assistance
paying patient
out-of-pocket costs



Call **855-4SECURE**
(855-473-2873) to learn how
to enroll in Seagen Secure[®]



*Eligibility criteria apply. Financial support may be provided through third-party organizations that have their own eligibility criteria and enrollment processes. Pfizer does not guarantee that enrollment will result in assistance and/or reimbursement.

†Information provided by an Oncology Access Advocate is not intended to be a substitute for clinical advice from your healthcare provider. Discuss any questions you may have about your disease and your treatment with your healthcare team.

‡Seagen Secure[®] programs available for qualifying patients. Pfizer does not guarantee that enrollment will result in coverage, reimbursement, or financial support.

Not an actual patient.

/ Help is out there

When you have advanced cervical cancer, it can be hard to know where to turn. There are a number of groups offering care and support throughout your experience.

These patient support groups are included as a reference for patients and caregivers. Their inclusion does not imply endorsement from the individual patient support groups listed.

Advocacy groups

Cancer Support Community



A worldwide network committed to ensuring that no one faces cancer alone by providing navigation, support, and resources through face-to-face, phone, and online programming.

cancersupportcommunity.org



Foundation for Women's Cancer

A foundation dedicated to increasing research, education, and awareness about gynecologic cancer risk, prevention, early detection, and optimal treatment.

foundationforwomenscancer.org

Cervivor



A cervical cancer awareness and support community, a learning tool, an advocacy resource, and an online retreat for healing, connecting, and thriving.

cervivor.org



National Cervical Cancer Coalition

A grassroots organization that helps women, family members, and caregivers battle the personal issues related to cervical cancer and HPV, and advocates for cervical health in all women.

nccc-online.org

Family Reach



Family Reach delivers financial education, financial coaching, resource navigation, and emergency relief to patients and caregivers facing a cancer diagnosis.

familyreach.org



Triage Cancer

A nonprofit group that provides education on the practical and legal issues that may impact individuals diagnosed with cancer and their caregivers through free events, materials, and resources.

triagecancer.org

Pfizer and Genmab are not responsible for the content or services of these providers. The information/links provided are not meant to replace a physician's medical advice.

/Share your story with others

If you are being treated with Tivdak, you are not alone. Sharing your story can help inspire others in their journeys. To learn more about the Tivdak ambassador program, call us at **1-844-747-1620** or email us at myjourney@mypatientstory.com



Not an actual patient.

/ Tivdak eye drop tracker

During your Tivdak treatment, it's important to follow steps to reduce the risk of eye problems. Remember to always speak with your healthcare team if you have any questions regarding your eye care.

This calendar will help you **keep track** of your eye drop schedule.*

1 Fill in the date for each day.

2 3 vasoconstrictor drops per eye (or as prescribed) will be applied once, right before your infusion, by your care team.

3 Take your first steroid drop, 1 in each eye, at your infusion appointment. Your care team may do this for you.

4 Continue to apply steroid eye drops, 1 drop per eye, three times a day (or as prescribed) on infusion day, and on Days 2 and 3 after each infusion.

5 Take notes on how you're feeling.

INFUSION CYCLE		Day 1	Day 2	Day 3
Date	INFUSION DAY	6/21	6/22	6/23
Steroid Drops				
Vasoconstrictor Drops			—	—
Lubricating Drops	Remember to take your lubricating drops for the duration of treatment and for 30 days after your last dose.			
Notes:	Add notes here			

*Apply eye drops as outlined above unless otherwise directed by your care team.

If you notice any new or worsening side effects,
tell your care team right away

/ Tivdak eye drop tracker

Mark each circle with an X once the drops are applied.

Always use your eye drops as directed by your care team.

INFUSION CYCLE	Day 1	Day 2	Day 3
Date	INFUSION DAY		
Steroid Drops	<input type="checkbox"/> <input type="checkbox"/> <input type="checkbox"/>	<input type="checkbox"/> <input type="checkbox"/> <input type="checkbox"/>	<input type="checkbox"/> <input type="checkbox"/> <input type="checkbox"/>
Vasoconstrictor Drops	<input type="checkbox"/>	—	—
Lubricating Drops	Remember to take your lubricating drops for the duration of treatment and for 30 days after your last dose.		
Notes:			

INFUSION CYCLE	Day 1	Day 2	Day 3
Date	INFUSION DAY		
Steroid Drops	<input type="checkbox"/> <input type="checkbox"/> <input type="checkbox"/>	<input type="checkbox"/> <input type="checkbox"/> <input type="checkbox"/>	<input type="checkbox"/> <input type="checkbox"/> <input type="checkbox"/>
Vasoconstrictor Drops	<input type="checkbox"/>	—	—
Lubricating Drops	Remember to take your lubricating drops for the duration of treatment and for 30 days after your last dose.		
Notes:			

INFUSION CYCLE	Day 1	Day 2	Day 3
Date	INFUSION DAY		
Steroid Drops	<input type="checkbox"/> <input type="checkbox"/> <input type="checkbox"/>	<input type="checkbox"/> <input type="checkbox"/> <input type="checkbox"/>	<input type="checkbox"/> <input type="checkbox"/> <input type="checkbox"/>
Vasoconstrictor Drops	<input type="checkbox"/>	—	—
Lubricating Drops	Remember to take your lubricating drops for the duration of treatment and for 30 days after your last dose.		
Notes:			

tivdak[®]
tisotumab vedotin-tftv
for injection 40 mg



© 2024 Pfizer Inc. and Genmab A/S. All rights reserved. US-TVP-23-294-MT
Tivdak and its logo, and Seagen Secure and its logo, are US registered trademarks of Seagen Inc.
Genmab and its logos are trademarks of Genmab A/S and/or its subsidiaries.

Please see [Important Safety Information](#) on pages 1-3 and read the [Important Facts](#) about TIVDAK, including **IMPORTANT WARNING** for eye problems, at the end of this document.

Important Facts

This is only a summary of important information about TIVDAK. Talk to your care team or pharmacist to learn more.

tivdak[®]
tisotumab vedotin-tftv
for injection 40 mg

What is the most important information I should know about TIVDAK?

TIVDAK can cause serious side effects, including:

Eye problems. Eye problems are common with TIVDAK, and can also be severe. TIVDAK can cause changes to the surface of your eye that can lead to dry eyes, eye redness, eye irritation, corneal ulcers, blurred vision, and severe vision loss. **Tell your healthcare provider if you develop new or worsening vision changes or eye problems during treatment with TIVDAK.**

- Your healthcare provider will send you to an eye specialist to check your eyes before you start treatment with TIVDAK, before each infusion for your first 9 infusions of TIVDAK, and as needed for any new or worsening signs or symptoms of eye problems.
- Your healthcare provider will ask if you have any signs or symptoms of eye problems before each infusion. You will be referred to an eye specialist for any new or worsening signs or symptoms of eye problems.
- Your healthcare provider will prescribe 3 different types of eye drops before you start treatment with TIVDAK. **Bring the eye drops with you to each infusion and use them as directed by your healthcare provider to reduce your risk of eye problems:**
 - Use 1 drop of steroid eye drops in each eye before each infusion and continue to use your eye drops 3 times a day for 3 days after each infusion.
 - Use vasoconstrictor eye drops right before each infusion.
 - Use lubricating eye drops throughout treatment and for 30 days after your last dose of TIVDAK.
- **Do not** wear contact lenses throughout your treatment with TIVDAK unless you are told to use them by your eye specialist.

See “**What are the possible side effects of TIVDAK?**” for more information about side effects.

What is TIVDAK?

TIVDAK is a prescription medicine used to treat adults with cervical cancer:

- that has returned or has spread to other parts of the body, **and**
- who have received chemotherapy that did not work or is no longer working.

It is not known if TIVDAK is safe and effective in children.

Before receiving TIVDAK

Tell your healthcare provider about all of your medical conditions, including if you:

- have a history of vision or eye problems
- have numbness or tingling in your hands or feet
- have bleeding problems
- have liver problems
- are pregnant or plan to become pregnant. TIVDAK can harm your unborn baby. Tell your healthcare provider right away if you become pregnant or think you may be pregnant during treatment with TIVDAK.

Females who are able to become pregnant:

- Your healthcare provider should do a pregnancy test before you start treatment with TIVDAK.
- You should use an effective birth control during treatment and for 2 months after your last dose of TIVDAK.

Males with female partners who are able to become pregnant:

- You should use an effective birth control during treatment and for 4 months after your last dose of TIVDAK.
- are breastfeeding or plan to breastfeed. It is not known if TIVDAK passes into your breast milk. Do not breastfeed during treatment and for 3 weeks after your last dose of TIVDAK.

Tell your healthcare provider about all the medicines you take, including prescription and over-the-counter medicines, vitamins, and herbal supplements. Taking TIVDAK with certain other medicines may cause side effects.

How will I receive TIVDAK?

- TIVDAK will be given to you by intravenous (IV) infusion into your vein over 30 minutes.
- TIVDAK is usually given every 3 weeks.
- Your healthcare provider will decide how many infusions you need.
- Your healthcare provider will put cold packs on your eyes during each infusion.
- Your healthcare provider may decrease your dose, temporarily stop, or completely stop treatment with TIVDAK if you have side effects.

Important Facts

This is only a summary of important information about TIVDAK. Talk to your care team or pharmacist to learn more.

tivdak[®]
tisotumab vedotin-tftv
for injection 40 mg

What are the possible side effects of TIVDAK?

TIVDAK can cause serious side effects, including:

- See “What is the most important information I should know about TIVDAK?”
- **Peripheral neuropathy.** Nerve problems called peripheral neuropathy are common with TIVDAK, and can also be serious. Tell your healthcare provider right away if you get numbness or tingling in your hands or feet or muscle weakness.
- **Bleeding (hemorrhage).** Bleeding problems are common with TIVDAK, and can also be serious. Tell your healthcare provider or get medical help right away if you get signs or symptoms of bleeding during treatment with TIVDAK, including:
 - blood in your stools or black stools (looks like tar)
 - blood in your urine
 - cough up or vomit blood
 - unusual vaginal bleeding
 - any unusual or heavy bleeding
- **Lung problems.** TIVDAK may cause severe or life-threatening inflammation of the lungs that can lead to death. Tell your healthcare provider right away if you get new or worsening symptoms, including trouble breathing, shortness of breath, or cough.
- **Severe skin reactions.** TIVDAK may cause severe or life-threatening skin reactions that can lead to death. Tell your healthcare provider or get medical help right away if you get signs or symptoms of a severe skin reaction during treatment with TIVDAK, including:
 - skin reactions that look like rings (target lesions)
 - rash or itching that continues to get worse
 - blistering or peeling of the skin
 - painful sores or ulcers in your mouth, nose, throat, or genital area
 - fever or flu-like symptoms
 - swollen lymph nodes

The most common side effects of TIVDAK include:

- decreased red blood cell counts
- numbness or tingling in your hands or feet
- eye problems (conjunctival disorders)
- nausea
- tiredness
- changes in liver function blood tests
- nosebleed
- hair loss (alopecia)
- bleeding (hemorrhage)

TIVDAK may cause fertility problems in females and males, which may affect your ability to have children. Talk to your healthcare provider if this is a concern for you.

These are not all of the possible side effects of TIVDAK.

Call your doctor for medical advice about side effects. You may report side effects to FDA at 1-800-FDA-1088.

General information about the safe and effective use of TIVDAK

Medicines are sometimes prescribed for purposes other than those listed in a Medication Guide. If you would like more information about TIVDAK, talk with your healthcare provider. You can ask your pharmacist or healthcare provider for information about TIVDAK that is written for healthcare professionals.

What are the ingredients in TIVDAK?

Active ingredient: tisotumab vedotin-tftv

Inactive ingredients: d-mannitol, l-histidine, l-histidine monohydrochloride, and sucrose.

Get more information

- This is only a summary of key information about TIVDAK
- Talk to your healthcare provider or pharmacist to learn more
- Click [here](#) or visit tivdak.com for the TIVDAK patient [Medication Guide](#) or information written for healthcare professionals called the [full Prescribing Information](#)
- If you need help paying for your medicine, visit SeagenSecure.com for program information

Visit tivdak.com to learn more or call 1-855-4SEAGEN.

